




Focused on
testing and measuring instruments for 20+ years



MATRIX TECHNOLOGY INC.

☎ 86-755-2836 4276

📍 No.601, Building C, Huachuangda Culture and
Technology Industrial Park, Haihui Road, 49 th
Area, Bao'an District, Shenzhen, Guangdong, China

✉ sales@szmatrix.com



FOCUS



MATRIX
— Since 2003



PROFESSION



INNOVATE



PRECISION

Testing instrument Precision Master

Scientific and human
precision development makes your results
more outstanding



Trust stems from
20⁺ years 80⁺ countries 10000⁺ customer affirmations

COMPANY INTRODUCTION

MATRIX TECHNOLOGY INC.

Founded in Longgang, Shenzhen, China in 2003

Committed to deeply cultivating the niche areas of linear DC power supplies and multi-channel DC power supplies

Adhering to the path of independent research and development, and leveraging our strengths to expand our influence, we continuously introduce new products that serve as the foundation for technological advancement in the industry.

MATRIX TECHNOLOGY INC.

Actively attract and accommodate high-end technical personnel, continuously develop and expand the R&D team, and maintain leading positions in multiple core technologies within the industry

MATRIX TECHNOLOGY INC.

Introduce modern standard production workshops, standardized supply chain systems, and comprehensive quality inspection management methods

Achieve high-quality production and ensure product quality



DEVELOPMENT COURSE

Precipitate in the profession
Innovate in technology
With a career
attitude of excellence Take every step

Future

Concentrate on sedimentation
and move forward all the way

2025

New upgrade of enterprise brand,
fully equipped,
empowering partners

2024

Participate in the Munich
Electronics Show in Germany
Cooperate with Harbin Institute
of Technology to launch MPS-1000
series microampere high-precision
linear DC power supply

2022

Participated in the South
China Munich Electronics
Show and launched a five
channel programmable DC
power supply to lead the
industry's development

2023

Enterprise development requires
the purchase of a large 10000
square meter factory building
with heavy investment and the
introduction of equipment

2020

At the National Higher Education
Equipment Exhibition, we will
simultaneously launch the XP
series of linear adjustable power
supplies with three channels and
identical power output

2019

Participate in the Indonesia
International Electronics Show
The product has obtained
multiple patented inventions
Introduce a new trademark **ATRIX**

2018

Talent pooling and
technological innovation
Product Upgrading

2017

Launch the innovation
development strategy

2003

Company established



CATALOGUE

Single Channel DC Power Supply.....01-18

MPS-1000 Series Single Channel DC Power Supply.....	01-02
MPS-100 Series Single Channel DC Power Supply.....	03
MPS-200 Series Single Channel DC Power Supply.....	04
WPS-300S Series Single Channel DC Power Supply.....	05
WPS-380S Series Single Channel DC Power Supply.....	06
MPS-300 Series Single Channel DC Power Supply.....	07
WPS-400 Series Single Channel DC Power Supply.....	08
MPS-400 Series Single Channel DC Power Supply.....	09
SPS Series Single Channel DC Power Supply.....	10
MPS-3600H Series Single Channel DC Power Supply.....	11
MPS-3600LP Series Single Channel DC Power Supply.....	12
PDS-E Series Single Channel DC Power Supply.....	13
PDS Series Single Channel DC Power Supply.....	14
WPS-L Series Single Channel DC Power Supply.....	15
MPS-D+ Series Single Channel DC Power Supply.....	16
MPS-H-1 Series Single Channel DC Power Supply.....	17
MPS-3206 Series Single Channel DC Power Supply.....	18

Multi channel DC Power Supply.....19-36

MPS-10 Series Two Channel DC Power Supply.....	19
MPS-30 Series Two Channel DC Power Supply.....	20
MTP-200 Series Two Channel DC Power Supply.....	21
WPS-4300 Series Triple Channel DC Power Supply.....	22
MPD Series Multi Channel DC Power Supply.....	23
MPS-3260 Series Multi Channel DC Power Supply.....	24
MPS-S-3 Series Triple Channel DC Power Supply.....	25
MPS-H-3 Series Triple Channel DC Power Supply.....	26
MPS-X/XP Series Triple Channel DC Power Supply.....	27
MPS-F Series Triple Channel DC Power Supply.....	28
MFP-2000 Series Four Channel DC Power Supply.....	29
MFP-2005 Series Four Channel DC Power Supply.....	30
MFP-4000 Series Four Channel DC Power Supply.....	31
MFP-4800 Series Four Channel DC Power Supply.....	32
MPS-4 Series Four Channel DC Power Supply.....	33
MPS-4A Series Four Channel DC Power Supply.....	34
MFP-3000 Series Multi Channel DC Power Supply.....	35
MPS-5 Series Five Channel DC Power Supply.....	36

High-Power DC Power Supply.....37-54

MPS-P Series High-Power DC Power Supply.....	37
MPS-S Series High-Power DC Power Supply.....	38-44
MPS-2S Series High-Power DC Power Supply.....	45-46
WPS-S High-Power DC Power Supply.....	47-50
MPB Series Bidirectional programmable DC Power Supply.....	51-52
MBP-2000 Series Battery simulator	53-54

AC Power Source.....55-60

APS-4000 Series Storage AC Power Source.....	55
APS-6000 Series Adjustable AC Power Meter.....	56
APS-50000 Series AC Power Source.....	57-58
APS-7000 Series Programmable AC Power Source.....	59
APS-8000 Series Programmable AC Power Source.....	60

Electronic Load.....61-73

PEL-8000 Series Programmable DC Electronic Load.....	61
PEL-9000S series programmable DC Electronic Load.....	62-71
MEL-9000 series programmable DC Electronic Load.....	72-73
MEL-200 series programmable DC Electronic Load	74

High Precision Power Meter.....75

MPM-1010/1010B High Precision Power Meter.....	75
--	----

LCR Meter.....76-81

MCR-300 Series Digital LCR Meter.....	76
MCR-5000 Series Digital LCR Meter.....	77
MCR-6000A Series High Precision LCR Meter.....	78
MCR-8000H Series High Precision LCR Meter.....	79
MCR-9000 Series Precision Impedance Analyzer.....	80-81

Oscilloscope.....82-83

MOS-620 Dual Channel Analog Oscilloscope.....	82
MDS-2000 Series Super-Economical Digital Storage Oscilloscope.....	83

Digital Multimeter.....84-85

MDM-5500 Digital Multimeter.....	84
MDM-1065/1055 High Precision Multimeter.....	85

Temperature Measuring Instrument.....86-87

MTR-100 Series Temperature Recorder.....	86
MTR-2000 Series Temperature Recorder.....	87

Oscilloscope Probe.....88-89

IP Series General Oscilloscope Probe.....	88
P-6139 Series Oscilloscope Probe.....	88
Oscilloscope High Voltage Probe.....	89
Differential Probe.....	89

Optional Accessories.....90

Single Channel DC Power Supply

MPS-1000 Series



Standard RS-232 SENSE

Optional LAN RS-485 USB

* Selected optional interface → replaces standard

Features

- Voltage 0.1mV, current 1uA display resolution
- Voltage compensation function ensures high precision
- Two ways to set voltage and current: numeric keypad and knob
- 100 preset storage and memory functions
- DVM voltmeter measurement function
- Waveform curve display function
- List sequence output function
- Battery charging function
- Resistance measurement function
- External USB drive with file saving and reading functions
- The rising slope of the power supply can be set
- Intelligent temperature controlled fan, extremely practical

Single Channel DC Power Supply

MPS-1000 Series



Standard RS-232 SENSE

Optional LAN RS-485 USB

* Selected optional interface → replaces standard

Features

- Voltage 0.1mV, current 1uA display resolution
- Voltage compensation function ensures high precision
- Two ways to set voltage and current: numeric keypad and knob
- 100 preset storage and memory functions
- DVM voltmeter measurement function
- Waveform curve display function
- List sequence output function
- Battery charging function
- Resistance measurement function
- External USB drive with file saving and reading functions
- The rising slope of the power supply can be set
- Intelligent temperature controlled fan, extremely practical

MPS-1000 series

Single Channel DC Power Supply

MPS-1000 series

Single Channel DC Power Supply

Model	MPS-1001	MPS-1002	MPS-1003	MPS-1004	MPS-1005	MPS-1006	
Rated input voltage	AC 220V/110V±10% 50Hz/60Hz						
Rated output voltage	0~20V	0~20V	0~20V	0~36V	0~36V	0~36V	
Rated output current	0~3A	0~6A	0~10A	0~1A	0~3A	0~6A	
Rated output power	60W	120W	200W	36W	108W	216W	
Load regulation rate	Voltage	0.05%+5mV	0.05%+8mV	0.05%+10mV	0.05%+5mV	0.05%+5mV	0.05%+8mV
	Current	0.1%+2mA	0.1%+2mA	0.1%+5mA	0.1%+2mA	0.1%+2mA	0.1%+2mA
Line regulation rate	Voltage	0.05%+5mV	0.05%+8mV	0.05%+10mV	0.05%+5mV	0.05%+5mV	0.05%+8mV
	Current	0.1%+2mA	0.1%+2mA	0.1%+5mA	0.1%+2mA	0.1%+2mA	0.1%+2mA
Setting resolution	Voltage	0.1mV	0.1mV	0.1mV	0.1mV	0.1mV	0.1mV
	Current	0.1mA	0.1mA	0.1mA	0.1mA	0.1mA	0.1mA
Read back resolution	Voltage	0.1mV	0.1mV	0.1mV	0.1mV	0.1mV	0.1mV
	Current	0.1mA/1uA	0.1mA/1uA	0.1mA/1uA	0.1mA/1uA	0.1mA/1uA	0.1mA/1uA
Setting accuracy (25°C±5°C)	Voltage	≤0.1%+5mV	≤0.1%+5mV	≤0.1%+5mV	≤0.1%+5mV	≤0.1%+5mV	≤0.1%+5mV
	Current	≤0.2%+1mA	≤0.2%+1mA	≤0.2%+1mA	≤0.2%+1mA	≤0.2%+1mA	≤0.2%+1mA
Read back accuracy (25°C±5°C)	Voltage	≤0.1%+1mV	≤0.1%+1mV	≤0.1%+1mV	≤0.1%+1mV	≤0.1%+1mV	≤0.1%+1mV
	Current	≤0.2%+1mA/5uA	≤0.2%+1mA/5uA	≤0.2%+1mA/5uA	≤0.2%+1mA/5uA	≤0.2%+1mA/5uA	≤0.2%+1mA/5uA
Ripple and noise (25°C±5°C)	Voltage	3mVrms	3mVrms	5mVrms	3mVrms	3mVrms	3mVrms
	Current	3mA rms	3mA rms	5mA rms	3mA rms	3mA rms	3mA rms
Temperature coefficient	Voltage	300ppm	300ppm	300ppm	300ppm	300ppm	300ppm
	Current	300ppm	300ppm	300ppm	300ppm	300ppm	300ppm
Machine size (W*H*D)	mm	260*120*402	260*120*402	260*120*402	260*120*402	260*120*402	260*120*402
Packing size (W*H*D)	mm	330*205*487	330*205*487	330*205*487	330*205*487	330*205*487	330*205*487
Net weight	kg	6.9	7.2	7.8	5.6	6.9	8
Gross weight	kg	8.4	8.7	9.3	7.1	8.4	9.5
Rise time	< 20ms						

Model	MPS-1007	MPS-1008	MPS-1009	MPS-1010	MPS-1011	MPS-1012	
Rated input voltage	AC 220V/110V±10% 50Hz/60Hz						
Rated output voltage	0~36V	0~60V	0~60V	0~60V	0~100V	0~150V	
Rated output current	0~10A	0~1A	0~3A	0~5A	0~1A	0~1A	
Rated output power	360W	60W	180W	300W	100W	150W	
Load regulation rate	Voltage	0.05%+10mV	0.05%+5mV	0.05%+5mV	0.05%+8mV	0.05%+5mV	0.05%+5mV
	Current	0.1%+5mA	0.1%+2mA	0.1%+2mA	0.1%+2mA	0.1%+2mA	0.1%+2mA
Line regulation rate	Voltage	0.05%+10mV	0.05%+5mV	0.05%+5mV	0.05%+8mV	0.05%+5mV	0.05%+5mV
	Current	0.1%+5mA	0.1%+2mA	0.1%+2mA	0.1%+2mA	0.1%+2mA	0.1%+2mA
Setting resolution	Voltage	0.1mV	0.1mV	0.1mV	0.1mV	0.1mV	0.1mV
	Current	0.1mA	0.1mA	0.1mA	0.1mA	0.1mA	0.1mA
Read back resolution	Voltage	0.1mV	0.1mV	0.1mV	0.1mV	0.1mV	0.1mV
	Current	0.1mA/1uA	0.1mA/1uA	0.1mA/1uA	0.1mA/1uA	0.1mA/1uA	0.1mA/1uA
Setting accuracy (25°C±5°C)	Voltage	≤0.1%+5mV	≤0.1%+5mV	≤0.1%+5mV	≤0.1%+5mV	≤0.1%+5mV	≤0.1%+5mV
	Current	≤0.2%+1mA	≤0.2%+1mA	≤0.2%+1mA	≤0.2%+1mA	≤0.2%+1mA	≤0.2%+1mA
Read back accuracy (25°C±5°C)	Voltage	≤0.1%+1mV	≤0.1%+1mV	≤0.1%+1mV	≤0.1%+1mV	≤0.1%+1mV	≤0.1%+1mV
	Current	≤0.2%+1mA/5uA	≤0.2%+1mA/5uA	≤0.2%+1mA/5uA	≤0.2%+1mA/5uA	≤0.2%+1mA/5uA	≤0.2%+1mA/5uA
Ripple and noise (25°C±5°C)	Voltage	5mVrms	3mVrms	3mVrms	3mVrms	3mVrms	3mVrms
	Current	5mA rms	3mA rms	3mA rms	3mA rms	3mA rms	3mA rms
Temperature coefficient	Voltage	300ppm	300ppm	300ppm	300ppm	300ppm	300ppm
	Current	300ppm	300ppm	300ppm	300ppm	300ppm	300ppm
Machine size (W*H*D)	mm	260*120*402	260*120*402	260*120*402	260*120*402	260*120*402	260*120*402
Packing size (W*H*D)	mm	330*205*487	330*205*487	330*205*487	330*205*487	330*205*487	330*205*487
Net weight	kg	9.9	7.8	8.2	9	7.8	7.8
Gross weight	kg	11.4	9.3	9.7	10.5	9.3	9.3
Rise time	< 20ms						

Single Channel DC Linear Power Supply

MPS-100 Series



Optional RS-232 RS-485

Applications

- Production line work bench routine test
- Lab and institute
- Electronic repair
- Automated equipment integration testing

Features

- Voltage compensation function to ensure high accuracy
- Nine sets of voltage and current storage function, convenient and quick
- Intelligent temperature control fan, extremely practical
- It can save the output status and value before the last shutdown
- The adjustable range of current and voltage can be set
- Restore factory settings with one click
- Adjustable screen brightness
- LIST output editing function

Model	MPS-100	MPS-100C	MPS-101	MPS-101C
Rated input voltage	AC220V±10% or 110V±10%			
Rated output voltage	0~30V		0~60V	
Rated output current	0~5A		0~3A	
Rated output power	150W		180W	
Load regulation rate	Voltage	0.05%+8mV	0.05%+5mV	
	Current	0.1%+5mA	0.1%+5mA	
Power regulation rate	Voltage	0.05%+8mV	0.05%+8mV	
	Current	0.1%+5mA	0.1%+5mA	
Setting resolution	Voltage	1mV	1mV	
	Current	0.1mA	0.1mA	
Read back resolution	Voltage	1mV	1mV	
	Current	0.1mA	0.1mA	
Setting accuracy (25°C±5°C)	Voltage	±0.1%+8mV	±0.1%+8mV	
	Current	±0.2%+2mA	±0.2%+2mA	
Read back accuracy (25°C±5°C)	Voltage	±0.1%+8mV	±0.1%+8mV	
	Current	±0.2%+2mA	±0.2%+2mA	
Ripple and noise (25°C±5°C)	Voltage	<5mVrms	<5mVrms	
	Current	<3mA _{rms}	<3mA _{rms}	
temperature coefficient	Voltage	0 to 40°C ≤ 85 R.H.	0 to 40°C ≤ 85 R.H.	
	Current	-15 to 70°C ≤ 85 R.H.	-15 to 70°C ≤ 85 R.H.	
Machine size (W*H*D)	mm	185*105*295	185*105*295	
Net weight	kg	4.5Kg	4.5Kg	
Standard interface		- RS-232+RS-485	-	RS-232+RS-485

Single Channel DC Power Supply

MPS-200 Series



Features

- It can save the output status and value before the last shutdown
- The adjustable range of current and voltage can be set
- Voltage compensation function to ensure high accuracy
- Restore factory settings with one click
- List output editing function
- Nine sets of voltage and current storage function, convenient and quick
- Intelligent temperature control fan, extremely practical
- Adjustable screen brightness

Applications

- Production line work bench routine test
- Lab and institute
- Electronic repair
- Automated equipment integration testing

Standard RS-232 RS-485 USB

Optional LAN

Model	MPS-200	MPS-201	MPS-202	MPS-203
Rated input voltage	AC220V/110V±10%			
Rated output voltage	0-32V		0-60V	0-150V
Rated output current	0-6A	0-10A	0-5A	0-2A
Rated output power	192W	320W	300W	300W
Load regulation rate	Voltage	≤ 0.02%+5mV	≤ 0.02%+8mV	≤ 0.02%+5mV
	Current	≤ 0.02%+5mA	≤ 0.02%+5mA	≤ 0.02%+5mA
Line regulation rate	Voltage	≤ 0.02%+5mV	≤ 0.02%+8mV	≤ 0.02%+5mV
	Current	≤ 0.02%+5mA	≤ 0.02%+5mA	≤ 0.02%+5mA
Setting resolution	Voltage	1mV		
	Current	0.1mA		
Read back resolution	Voltage	1mV		
	Current	0.1mA		
Setting accuracy (25°C±5°C)	Voltage	±0.1%+8mV		
	Current	±0.2%+2mA		
Read back accuracy (25°C±5°C)	Voltage	±0.1%+8mV		
	Current	±0.2%+2mA		
Ripple and noise (25°C±5°C)	Voltage	<8mVrms	<8mVrms	<10mVrms
	Current	<3mA _{rms}	<5mA _{rms}	<3mA _{rms}
temperature coefficient	Operating	0 to 40°C ≤ 80 R.H.		
	Storage	-15 to 70°C ≤ 80 R.H.		
Machine size (W*H*D)	mm	111*170*250		
Net weight	kg	2KG		

Single Channel Wide Range DC Power Supply

WPS-300S Series



Features

- It can save the output status and value before the last shutdown
- The adjustable range of current and voltage can be set
- Nine sets of voltage and current storage and recall functions, convenient and fast
- Restore factory settings with one click
- Output switch control for easy control
- Intelligent temperature controlled fan, extremely practical
- List output function
- OVP/OCV setting function
- Adjustable screen brightness

Applications

- Production line work bench routine test
- Lab and institute
- Electronic repair
- Automated equipment integration testing

Standard RS-232 RS-485 USB

Optional LAN

* Selected optional interface → replaces standard

Model	WPS300S-80-6	WPS300S-30-20	WPS300S-80-10	WPS300S-150-5
Rated input voltage	AC220V/110V±10%			
Rated output voltage	0-80V	0-30V	0-80V	0-150V
Rated output current	0-6A	0-20A	0-10A	0-5A
Rated output power	150W	300W	300W	300W
Load regulation rate	Voltage	≤0.02%+8mV	≤0.02%+8mV	≤0.02%+5mV
	Current	≤0.02%+5mA	≤0.02%+5mA	≤0.02%+5mA
Line regulation rate	Voltage	≤0.02%+8mV	≤0.02%+8mV	≤0.02%+5mV
	Current	≤0.02%+5mA	≤0.02%+5mA	≤0.02%+5mA
Setting resolution	Voltage	1mV	1mV	1mV
	Current	0.1mA	0.1mA	0.1mA
Read back resolution	Voltage	≤0.1%+8mV	≤0.1%+8mV	≤0.1%+10mV
	Current	≤0.2%+2mA	≤0.2%+2mA	≤0.2%+2mA
Setting accuracy (25°C±5°C)	Voltage	1mV	1mV	1mV
	Current	0.1mA	0.1mA	0.1mA
Read back accuracy (25°C±5°C)	Voltage	≤0.1%+8mV	≤0.1%+8mV	≤0.1%+10mV
	Current	≤0.2%+2mA	≤0.2%+2mA	≤0.2%+2mA
Ripple and noise (25°C±5°C)	Voltage	<8mVrms	<8mVrms	<10mVrms
	Current	<5mAms	<5mAms	<3mAms
Temperature coefficient	Operating	0 to 40°C ≤ 80 R.H.		
	Storage	-15 to 70°C ≤ 80 R.H.		
Machine size (W*H*D)	mm	111*170*250		
Net weight	kg	2KG		

Single Channel Wide Range DC Power Supply

WPS-380S Series



Features

- It can save the output status and value before the last shutdown
- The adjustable range of current and voltage can be set
- Nine sets of voltage and current storage and recall functions, convenient and fast
- Restore factory settings with one click
- Output switch control for easy control
- Intelligent temperature controlled fan, extremely practical
- List output function
- OVP/OCV setting function
- Adjustable screen brightness

Applications

- Production line work bench routine test
- Lab and institute
- Electronic repair
- Automated equipment integration testing

Standard RS-232 RS-485 USB

Model	WPS380S-40-60	WPS380S-80-30	WPS380S-200-12.5	WPS380S-360-7.5	WPS380S-500-5	WPS380S-800-3	WPS380S-1000-2.5
Rated input voltage	AC 220V±10% 50Hz						
Rated output voltage	0-40V	0-80V	0-200V	0-360V	0-500V	0-800V	0-1000V
Rated output current	0-60A	0-30A	0-12.5A	0-7.5A	0-5A	0-3A	0-2.5A
Rated output power	800W	800W	800W	800W	800W	800W	800W
Load regulation rate	Voltage	≤0.02%+8mV	≤0.02%+8mV	≤0.02%+8mV	≤0.02%+5mV	≤0.02%+5mV	≤0.02%+5mV
	Current	≤0.02%+5mA	≤0.02%+5mA	≤0.02%+5mA	≤0.02%+5mA	≤0.02%+5mA	≤0.02%+5mA
Line regulation rate	Voltage	≤0.02%+8mV	≤0.02%+8mV	≤0.02%+8mV	≤0.02%+5mV	≤0.02%+5mV	≤0.02%+5mV
	Current	≤0.02%+5mA	≤0.02%+5mA	≤0.02%+5mA	≤0.02%+5mA	≤0.02%+5mA	≤0.02%+5mA
Setting resolution	Voltage	10mV	10mV	10mV	10mV	10mV	10mV
	Current	10mA	10mA	10mA	10mA	10mA	10mA
Read back resolution	Voltage	≤0.1%+8mV	≤0.1%+8mV	≤0.1%+8mV	≤0.1%+10mV	≤0.1%+10mV	≤0.1%+10mV
	Current	≤0.2%+2mA	≤0.2%+2mA	≤0.2%+2mA	≤0.2%+2mA	≤0.2%+2mA	≤0.2%+2mA
Setting accuracy (25°C±5°C)	Voltage	10mV	10mV	10mV	10mV	10mV	10mV
	Current	10mA	10mA	10mA	10mA	10mA	10mA
Read back accuracy (25°C±5°C)	Voltage	≤0.1%+8mV	≤0.1%+8mV	≤0.1%+8mV	≤0.1%+10mV	≤0.1%+10mV	≤0.1%+10mV
	Current	≤0.2%+2mA	≤0.2%+2mA	≤0.2%+2mA	≤0.2%+2mA	≤0.2%+2mA	≤0.2%+2mA
Ripple and noise (25°C±5°C)	Voltage	<8mVrms	<8mVrms	<8mVrms	<10mVrms	<10mVrms	<10mVrms
	Current	<5mAms	<5mAms	<5mAms	<3mAms	<3mAms	<3mAms
Temperature coefficient	Operating	0 to 40°C ≤ 80 R.H.					
	Storage	-15 to 70°C ≤ 80 R.H.					
Size(W*H*D)	mm	110*174*425					
Weight	kg	5					

Single Channel DC Programmable Power Supply

MPS-300 Series



Features

- Resolution: Voltage 1mV, current 0.1mA, power 1mW
- Input voltage 110V/220V switching, globally applicable
- Voltage remote compensation function ensures accuracy of use
- External USB drive with file saving and reading functions
- Battery charging function
- List editing and output function
- Adjustable upward slope
- External triggering function

Applications

- Production line work bench routine test
- Lab and institute
- Electronic repair
- Automated equipment integration testing

Standard RS-232 RS-485 USB SENSE Analog control External Trigger

Single Channel DC Power Supply

WPS-400 Series



Features

- Display resolution with voltage of 1mV and current of 1mA
- Resistance Test
- Voltage compensation function ensures high precision
- Rising slope setting
- List sequence output
- Key locking function
- CC/CV priority

Standard RS-232 SENSE

Optional LAN RS-485 USB

* Selected optional interface → replaces standard

Model	Voltage	Current	Power
WPS-401	0~30V	0~40A	400W
WPS-402	0~30V	0~60A	900W
WPS-403	0~40V	0~40A	400W
WPS-404	0~40V	0~40A	900W
WPS-405	0~60V	0~20A	400W
WPS-406	0~60V	0~30A	900W
WPS-407	0~80V	0~20A	400W
WPS-408	0~80V	0~20A	900W
WPS-409	0~150V	0~10A	400W
WPS-410	0~150V	0~15A	900W
Rated input voltage	AC 220V±10%		
Voltage transformation method	Switch power supply		
Load regulation rate	Voltage	≤0.1%+20mV	
	Current	≤0.1%+5mA	
Power regulation rate	Voltage	≤0.1%+20mV	
	Current	≤0.1%+5mA	
Set value resolution	Voltage	1mV	
	Current	1mA	
Set value accuracy	Voltage	≤0.1%+10mV	
	Current	≤0.3%+10mA	
Read back value resolution	Voltage	1mV	
	Current	1mA	
Read back value accuracy	Voltage	≤0.1%+10mV	
	Current	≤0.3%+10mA	
Temperature	Operating	0 to 40°C≤85R.H.	
	Storage	-15 to 70°C≤85 R.H.	
Size (W * H * D)	mm	230*110*408	
Net weight	kg	4.5	

Model	MPS-301	MPS-302	MPS-303	MPS-304	MPS-305	MPS-306	MPS-307	MPS-308	MPS-309	MPS-310
Rated input voltage	AC 220V/110V±10% 50Hz/60Hz									
Rated output voltage	0~20V	0~20V	0~36V	0~36V	0~36V	0~60V	0~60V	0~80V	0~100V	0~160V
Rated output current	0~6A	0~10A	0~3A	0~6A	0~10A	0~3A	0~6A	0~2A	0~1A	0~1A
Rated output power	120W	200W	108W	216W	360W	180W	360W	160W	100W	160W
Load regulation rate	Voltage	0.05%+8mV	0.05%+10mV	0.05%+5mV	0.05%+8mV	0.05%+10mV	0.05%+5mV	0.05%+8mV	0.05%+5mV	0.05%+5mV
	Current	0.1%+3mA	0.1%+5mA	0.1%+3mA	0.1%+3mA	0.1%+5mA	0.1%+3mA	0.1%+3mA	0.1%+3mA	0.1%+3mA
Line regulation rate	Voltage	0.05%+8mV	0.05%+10mV	0.05%+5mV	0.05%+8mV	0.05%+10mV	0.05%+5mV	0.05%+8mV	0.05%+5mV	0.05%+5mV
	Current	0.1%+3mA	0.1%+5mA	0.1%+3mA	0.1%+3mA	0.1%+5mA	0.1%+3mA	0.1%+3mA	0.1%+3mA	0.1%+3mA
Setting resolution	Voltage	1mV	1mV	1mV	1mV	1mV	1mV	1mV	1mV	1mV
	Current	0.1mA	0.1mA	0.1mA	0.1mA	0.1mA	0.1mA	0.1mA	0.1mA	0.1mA
Read back resolution	Voltage	1mV	1mV	1mV	1mV	1mV	1mV	1mV	1mV	1mV
	Current	0.1mA	0.1mA	0.1mA	0.1mA	0.1mA	0.1mA	0.1mA	0.1mA	0.1mA
Setting accuracy (25°C±5°C)	Voltage	≤0.1%+5mV	≤0.1%+5mV	≤0.1%+5mV	≤0.1%+5mV	≤0.1%+5mV	≤0.1%+5mV	≤0.1%+5mV	≤0.1%+5mV	≤0.1%+5mV
	Current	≤0.2%+1mA	≤0.2%+1mA	≤0.2%+1mA	≤0.2%+1mA	≤0.2%+1mA	≤0.2%+1mA	≤0.2%+1mA	≤0.2%+1mA	≤0.2%+1mA
Read back accuracy (25°C±5°C)	Voltage	≤0.1%+5mV	≤0.1%+5mV	≤0.1%+5mV	≤0.1%+5mV	≤0.1%+5mV	≤0.1%+5mV	≤0.1%+5mV	≤0.1%+5mV	≤0.1%+5mV
	Current	≤0.2%+1mA	≤0.2%+1mA	≤0.2%+1mA	≤0.2%+1mA	≤0.2%+1mA	≤0.2%+1mA	≤0.2%+1mA	≤0.2%+1mA	≤0.2%+1mA
Ripple and noise (25°C±5°C)	Voltage	5mVrms	8mVrms	5mVrms	5mVrms	8mVrms	5mVrms	8mVrms	10mVrms	15mVrms
	Current	3mA _{rms}	6mA _{rms}	2mA _{rms}	5mA _{rms}	6mA _{rms}	2mA _{rms}	3mA _{rms}	2mA _{rms}	2mA _{rms}
Temperature coefficient	Operating	300ppm	300ppm	300ppm	300ppm	300ppm	300ppm	300ppm	300ppm	300ppm
	Storage	300ppm	300ppm	300ppm	300ppm	300ppm	300ppm	300ppm	300ppm	300ppm
Machine size (W*H*D)	mm	110*183*288	110*183*345	110*183*288	110*183*288	110*174*365	110*183*288	110*183*288	110*183*345	110*183*345
Net weight	kg	4.5	5.6	6.7	5.6	7	5.6	5.6	5.6	5.6
Rise time	< 10mS									

Single Channel DC Programmable Power Supply

MPS-400 Series



Standard RS-232 SENSE

Optional LAN RS-485 USB

* Selected optional interface → replaces standard

Features

- Display resolution with voltage of 1mV and current of 1mA
- Resistance Test
- Voltage compensation function ensures high precision
- Rising slope setting
- List sequence output
- Key locking function
- CC/CV priority

Model	Voltage	Current	Power
MPS-401	0~15V	0~60A	900W
MPS-402	0~20V	0~30A	600W
MPS-403	0~20V	0~45A	900W
MPS-404	0~30V	0~20A	600W
MPS-405	0~30V	0~30A	900W
MPS-406	0~60V	0~10A	600W
MPS-407	0~60V	0~15A	900W
MPS-408	0~80V	0~6A	480W
MPS-409	0~80V	0~11A	880W
MPS-410	0~150V	0~3A	450W
MPS-411	0~150V	0~6A	900W
Rated input voltage	AC 220V±10%		
Voltage transformation method	Switch power supply		
Load regulation rate	Voltage	≤0.1%+20mV	
	Current	≤0.1%+5mA	
Power regulation rate	Voltage	≤0.1%+20mV	
	Current	≤0.1%+5mA	
Set value resolution	Voltage	1mV	
	Current	1mA	
Set value accuracy	Voltage	≤0.1%+10mV	
	Current	≤0.3%+10mA	
Read back value resolution	Voltage	1mV	
	Current	1mA	
Read back value accuracy	Voltage	≤0.1%+10mV	
	Current	≤0.3%+10mA	
Temperature	Operating	0 to 40°C≤85R.H.	
	Storage	-15 to 70°C≤85 R.H.	
Size (W * H * D)	mm	230*110*408	
Net weight	kg	4.5	

Single Channel DC Power Supply

SPS Series



The SPS series is a single output, 360W switch DC power supply with overvoltage protection to protect the SPS power supply and load from accidental damage. 0.01% low variation rate, remote monitoring terminal can compensate for line losses between power supply and load.

Standard SENSE Optional RS-232

Features

- There are two ways to set: voltage and current, using a numeric keypad and knob adjustment
- Voltage 1mV, current 1mA resolution, high-precision display
- 9 sets of voltage and current storage and retrieval functions
- Efficient, lightweight, and compact in size
- Output switch control, easy to master
- Overload and polarity reverse protection function
- Voltage remote compensation function
- Intelligent temperature controlled fan, extremely practical
- Voltage and current interval setting function

Model	SPS-1230	SPS-1820	SPS-2415	SPS-3610	SPS-606
Voltage	0~12V	0~18V	0~24V	0~36V	0~60V
Current	0~30A	0~20A	0~15A	0~10A	0~6A
Rated input voltage	AC 220V+10% 50Hz				
Voltage transformation method	Switching Power Supplies				
Load regulation	Voltage	≤0.1%+20mV			
	Current	≤0.1%+5mA			
Line regulation	Voltage	≤0.1%+20mV			
	Current	≤0.1%+5mA			
Setting accuracy	Voltage	1mV			
	Current	1mA			
Setting resolution	Voltage	≤0.1%+10mV			
	Current	≤0.3%+8mA			
Readback accuracy	Voltage	1mV			
	Current	1mA			
Readback resolution	Voltage	≤0.1%+10mV			
	Current	≤0.3%+8mA			
Ripple	Voltage	5mVrms,100mVp-p			
	Current	30mArms	10mArms	10mArms	5mArms
Recovery time	≤500uS(50% load variation, minimum load 0.5A)				
Temperature coefficient	≤100ppm/C				
Temperature	Operation	0~40°C≤85R.H			
	Storage	-15~70°C≤85R.H			
Insulation	Chassis to terminal	20MΩ or above(DC 500V)			
	Chassis to power cord	30MΩ or above(DC 500V)			
Size and weight	mm	230 (width)x105 (height)x 330 (length) mm			
	kg	About 3.5 kilograms			

Single Channel High Precision DC Power Supply

MPS-3600H Series



Features

- List programme output function
- Save last time output data and state
- External trigger function
- Pass/Fail signal output function
- Nine sets of voltage and current storage and recall function, convenient and quick
- Intelligent temperature control fan, extremely practical
- The knob adopts the code switch, which is convenient to use and has the function of preventing misadjustment

Applications

- Routine test and maintenance of production line;
- Laboratory and Research Institute;
- Simulation test of new energy vehicles;
- Automation equipment integration test

Standard SENSE RS-232 Optional Analog control

Model	MPS-2010H	MPS-3603H	MPS-3605H	MPS-3610H	MPS-6003H	MPS-6005H	MPS-8002H	MPS-15H01H	
Rated input voltage	AC220V/110V±10%								
Rated output voltage	0~20V	0~36V	0~36V	0~36V	0~60V	0~60V	0~80V	0~150V	
Rated output current	0~10A	0~3A	0~5A	0~10A	0~3A	0~5A	0~2A	0~1.2A	
Rated output power	200W	108W	180W	360W	180W	300W	160W	180W	
Load regulation rate	Voltage	0.05%+8mV	0.05%+5mV	0.05%+8mV	0.05%+10mV	0.05%+5mV	0.05%+8mV	0.05%+5mV	0.05%+10mV
	Current	0.1%+5mA	0.1%+5mA	0.1%+5mA	0.1%+8mA	0.1%+5mA	0.1%+5mA	0.1%+5mA	0.1%+5mA
Line regulation	Voltage	0.05%+8mV	0.05%+5mV	0.05%+8mV	0.05%+10mV	0.05%+5mV	0.05%+8mV	0.05%+5mV	0.05%+5mV
	Current	0.1%+5mA	0.1%+5mA	0.1%+5mA	0.1%+8mA	0.1%+5mA	0.1%+5mA	0.1%+5mA	0.1%+5mA
Setting value resolution	Voltage	1mV	1mV	1mV	1mV	1mV	1mV	10mV	
	Current	0.1mA	0.1mA	0.1mA	0.1mA	0.1mA	0.1mA	0.1mA	
Readback value resolution	Voltage	1mV	1mV	1mV	1mV	1mV	1mV	10mV	
	Current	0.1mA	0.1mA	0.1mA	0.1mA	0.1mA	0.1mA	0.1mA	
Setting accuracy (25°C±5°C)	Voltage	≤0.1%+2digits	≤0.1%+2digits	≤0.1%+2digits	≤0.1%+2digits	≤0.1%+2digits	≤0.1%+3digits	≤0.1%+3digits	
	Current	≤0.2%+3digits	≤0.2%+3digits	≤0.2%+3digits	≤0.2%+6digits	≤0.2%+3digits	≤0.2%+3digits	≤0.2%+3digits	
Readback accuracy (25°C±5°C)	Voltage	≤0.1%+2digits	≤0.1%+2digits	≤0.1%+2digits	≤0.1%+2digits	≤0.1%+2digits	≤0.1%+3digits	≤0.1%+3digits	
	Current	≤0.2%+3digits	≤0.2%+3digits	≤0.2%+3digits	≤0.2%+6digits	≤0.2%+3digits	≤0.2%+3digits	≤0.2%+3digits	
Ripple	Voltage	1.5mVrms	1mVrms	1.5mVrms	2mVrms	2mVrms	2mVrms	3mVrms	
	Current	3mA rms	3mA rms	3mA rms	6mA rms	3mA rms	3mA rms	3mA rms	
Temperature Coefficient	Operation	300ppm	300ppm	300ppm	300ppm	300ppm	300ppm	300ppm	
	Storage	300ppm	300ppm	300ppm	300ppm	300ppm	300ppm	300ppm	
Instrument size (W*H*D)	mm	215*95*300	215*95*300	215*95*300	215*95*355	215*95*355	215*95*355	215*95*300	
Packing size (W*H*D)	mm	310*200*420	310*200*420	310*200*420	310*200*485	310*200*485	310*200*485	310*200*420	
Net weight	kg	6.7	4.5	6.7	7.5	5.6	7	5.6	
Gross weight	kg	7.8	5.6	7.8	8.6	6.7	8	6.7	

Single Channel DC Power Supply

MPS-3600LP Series



Features

- List programme output function
- Save last time output data and state
- External trigger function
- Pass/fall signal output function
- Nine sets of voltage and current storage and recall function, convenient and quick
- Intelligent temperature control fan, extremely practical
- The knob adopts the code switch, which is convenient to use and has the function of preventing misadjustment

Application:

1. Routine test and maintenance of production line;
2. Laboratory and Research Institute;
3. Simulation test of new energy vehicles;
4. Automation equipment integration test

Standard SENSE RS-232 Optional Analog control

Model	MPS-2010LP	MPS-3603LP	MPS-3605LP	MPS-3610 LP	MPS-6003LP	MPS-6005LP	MPS-8002LP	MPS-15H01LP
Rated input voltage	AC220V/110V±10%							
Rated output voltage	0~20V	0~36V	0~36V	0~36V	0~60V	0~60V	0~80V	0~150V
Rated output current	0~10A	0~3A	0~5A	0~10A	0~3A	0~5A	0~2A	0~1.2A
Rated output power	200W	108W	180W	360W	180W	300W	160W	180W
Load regulation rate	Voltage	0.05%+8mV	0.05%+5mV	0.05%+8mV	0.05%+10mV	0.05%+5mV	0.05%+8mV	0.05%+5mV
	Current	0.1%+5mA	0.1%+5mA	0.1%+5mA	0.1%+8mA	0.1%+5mA	0.1%+5mA	0.1%+5mA
Line regulation	Voltage	0.05%+8mV	0.05%+5mV	0.05%+8mV	0.05%+10mV	0.05%+5mV	0.05%+8mV	0.05%+5mV
	Current	0.1%+5mA	0.1%+5mA	0.1%+5mA	0.1%+8mA	0.1%+5mA	0.1%+5mA	0.1%+5mA
Setting value resolution	Voltage	10mV	10mV	10mV	10mV	10mV	10mV	100mV
	Current	1mA	1mA	1mA	1mA	1mA	1mA	1mA
Readback value resolution	Voltage	10mV	10mV	10mV	10mV	10mV	10mV	100mV
	Current	1mA	1mA	1mA	1mA	1mA	1mA	1mA
Setting accuracy (25°C±5°C)	Voltage	≤0.1%+2digits	≤0.1%+2digits	≤0.1%+2digits	≤0.1%+2digits	≤0.1%+2digits	≤0.1%+3digits	≤0.1%+3digits
	Current	≤0.2%+3digits	≤0.2%+3digits	≤0.2%+3digits	≤0.2%+6digits	≤0.2%+3digits	≤0.2%+3digits	≤0.2%+3digits
Readback accuracy (25°C±5°C)	Voltage	≤0.1%+2digits	≤0.1%+2digits	≤0.1%+2digits	≤0.1%+2digits	≤0.1%+2digits	≤0.1%+3digits	≤0.1%+3digits
	Current	≤0.2%+3digits	≤0.2%+3digits	≤0.2%+3digits	≤0.2%+6digits	≤0.2%+3digits	≤0.2%+3digits	≤0.2%+3digits
Ripple	Voltage	1.5mVrms	1mVrms	1.5mVrms	2mVrms	2mVrms	2mVrms	3mVrms
	Current	3mA rms	3mA rms	3mA rms	6mA rms	3mA rms	3mA rms	3mA rms
Temperature Coefficient	Operation	300ppm	300ppm	300ppm	300ppm	300ppm	300ppm	300ppm
	Storage	300ppm	300ppm	300ppm	300ppm	300ppm	300ppm	300ppm
Instrument size (W*H*D)	mm	215*95*300	215*95*300	215*95*300	215*95*355	215*95*355	215*95*355	215*95*300
Packing size (W*H*D)	mm	310*200*420	310*200*420	310*200*420	310*200*485	310*200*485	310*200*485	310*200*420
Net weight	kg	6.7	4.5	6.7	7.5	5.6	7	5.6
Gross weight	kg	7.8	5.6	7.8	8.6	6.7	8	6.7

Single Channel DC Power Supply

PDS-E Series



Features

- Set voltage and current in two ways: digital keyboard and knob
- Voltage 1mV and current 1mA resolution, high precision display
- 9 sets of voltage and current storage call functions
- The appearance is fashionable and small, affordable, cost-effective ultra-high
- Intelligent temperature controlled fan
- List sequence output
- Battery charging warning function, setting upper and lower limits for voltage and current
- Lock key function

Applications

- Experimental technique
- Electronic maintenance
- Aging test
- DIY

Optional SENSE RS-232

Model	Voltage	Current	Power	Ripple
PDS-2030E	0~20V	0~30A	600W	10mVrms
PDS-3020E	0~30V	0~20A	600W	10mVrms
PDS-6010E	0~60V	0~10A	600W	10mVrms
PDS-1560E	0~15V	0~60A	900W	10mVrms
PDS-3030E	0~30V	0~30A	900W	10mVrms
PDS-6015E	0~60V	0~15A	900W	10mVrms
PDS-8010E	0~80V	0~11A	880W	15mVrms
PDS-15006E	0~150V	0~6A	900W	15mVrms
Rated input voltage	AV220V/110V±10%			
Transformer mode	Switch power supply			
Load regulation rate	Voltage	≤0.1%+20mV		
	Current	≤0.1%+5mA		
Power regulation rate	Voltage	≤0.1%+20mV		
	Current	≤0.1%+5mA		
Setting resolution	Voltage	1mV		
	Current	1mA		
Setting accuracy	Voltage	≤0.1%+10mV		
	Current	≤0.3%+10mA		
Readback resolution	Voltage	1mV		
	Current	1mA		
Readback accuracy	Voltage	≤0.1%+10mV		
	Current	≤0.3%+10mA		
Temperature	Operating	0 to 40°C ≤85R.H.		
	Storage	-15 to 70°C ≤85 R.H.		
Product size(W*H*D)	mm	214*108*305		
Net weight	kg	4.5		

Single Channel DC Power Supply

PDS Series



- Voltage 1mV current 1mA resolution, high precision display
- Set voltage and current in two ways; digital keyboard and knob
- 100 sets of voltage and current storage call out function, convenient and quick
- Voltage compensation function ensures high precision

- Output switch control, easy to control
- Intelligent temperature control fan, extremely practical
- The knob adopts the code switch, which is convenient to use and has the function of preventing misadjustment
- Over voltage, over current, over temperature protection function

Standard SENSE RS-232 Optional Analog control

Model	Voltage	Current	Power	OVP	OCV
Rated input voltage	AC220V±10%				
Rated DC output (0°C~40°C)					
PDS-2030	0~20V	0~30A	600W	0.1~24V	0.1~34A
PDS-3020	0~30V	0~20A	600W	0.1~34V	0.1~24A
PDS-6010	0~60V	0~10A	600W	0.1~64V	0.1~12A
PDS-1560	0~15V	0~60A	900W	0.1~18V	0.1~62A
PDS-3030	0~30V	0~30A	900W	0.1~34V	0.1~34A
PDS-6015	0~60V	0~15A	900W	0.1~64V	0.1~17A
PDS-8010	0~80V	0~11A	880W	0.1~88V	0.1~12A
Power effect	Voltage	≤0.01%+4mV			
	Current	≤0.2%+3mA			
Load effect	Voltage	≤0.1%+5mV			
	Current	≤0.2%+5mA			
Ripple and noise	Voltage	2mVrms,30mVpp			
	Current	≤10mA rms			
Setting precision	Voltage	±(0.03%of reading+10mV)(25±5°C)			
	Current	±(0.3%of reading+10mA)(25±5°C)			
Setting resolution	1mV / 1mA				
Voltage Recovery time	≤1.5ms(50%loadchange)				
Voltage Temperature coefficient	≤300ppm/°C				
Accuracy of reading	±(0.02%of reading+5mV)(25±5°C);±(0.05%of reading+10mA)(25±5°C)				
Protection	OLP, OVP, OCP, OTP, RP				
Interface	Standard RS-232, support SCPI instruction set, analog control interface (optional)				
Storage redeployment	100 groups				
Operating environment	Indoor use , altitude : ≤2000m , ambient temperature : 0~40°C Relative humidity : ≤80% , Install level : II , Degree of pollution : 2				
Storage environment	ambient temperature : -10~70°C , relative humidity : ≤70%				
Power input	AC 220V±10%,50/60Hz				
Accessories	user manual*1pc, power cord*1pc				
Size (W*H*D)	mm	215*89*412			
Net weight	kg	4.6kg(600W), 5.5kg(900W)			

Single Channel Wide Range DC Power Supply

WPS-L Series



WPS100-8005L/WPS200-8010L

WPS400-8020L/WPS600-8030L

Features

- LIST output function
- Timing output time can be set (0.1~99999.9 seconds)
- Remote compensation function to compensate the voltage drop on line

Standard USB SENSE RS-232

Optional LAN

* Selected optional interface→ replaces standard

- With abundant SCPI instructions make it easy to build an intelligent testing platform
- Optional external analog control function
- Supports output from the front and rear panels
- DVM voltmeter measurement function
- Internal temperature monitoring function

Model	WPS100-8005L	WPS200-8010L	WPS400-8020L	WPS600-8030L
Rated input voltage	AC220V/110V±10%			
Rated output voltage	0~80V	0~80V	0~80V	0~80V
Rated output current	0~5A	0~10A	0~20A	0~30A
Rated output power	100W	200W	400W	600W
Load regulation rate	Voltage	≤0.01%+3mV	≤0.01%+10mV	≤0.01%+30mV
	Current	≤0.05%+2mA	≤0.05%+4mA	≤0.05%+6mA
Line regulation	Voltage	≤0.01%+3mV	≤0.01%+10mV	≤0.01%+30mV
	Current	≤0.05%+2mA	≤0.05%+4mA	≤0.05%+6mA
Setting value resolution	Voltage	1mV	1mV	1mV
	Current	0.1mA	1mA	1mA
Readback value resolution	Voltage	1mV	1mV	1mV
	Current	0.1mA	1mA	1mA
Setting accuracy (25°C±5°C)	Voltage	≤0.03%+5mV	≤0.03%+5mV	≤0.03%+5mV
	Current	≤0.1%+3mA	≤0.1%+5mA	≤0.1%+10mA
Readback accuracy (25°C±5°C)	Voltage	≤0.03%+5mV	≤0.03%+5mV	≤0.03%+5mV
	Current	≤0.1%+3mA	≤0.1%+5mA	≤0.1%+10mA
Ripple	Voltage	≤5mVrms	≤5mVrms	≤8mVrms
	Current	≤5mAms	≤6mAms	≤8mAms
Rising time	≤150ms(10%-90%)	≤150ms(10%-90%)	≤150ms(10%-90%)	≤150ms(10%-90%)
Falling time	≤2s(10%-90%)	≤2s(10%-90%)	≤2s(10%-90%)	≤2s(10%-90%)
Size	mm	255*110*380		255*110*475
Weight	kg	8.2	9.2	13.3

Single Channel DC Linear Power Supply

MPS-D+ Series



- Current pre-set without short circuit, namely can set the max output current directly
- Smart fan reduce the working noise
- Spec:30V/3A, 30V/5A, 60V/3A, 30V/10A, 60V/5A, 15V/10A, 15V/15A
- OTP over temperature protection, more comprehensive protection;

- Output on/off function
- Fine/coarse tuning
- Input voltage 110V/220V switchable
- The smallest 300W(60V/5A,30V/10A) linear adjustable power supply in industry

Model	MPS-3003D+	MPS-3005D+	MPS-3010D+	MPS-6003D+	MPS-6005D+	MPS-1510D+	MPS-1515D+	
Rated input voltage	AC220V/110V±10%							
Rated output	Voltage	0-30V	0-30V	0-30V	0-60V	0-60V	0-15V	
	Current	0-3A	0-5A	0-10A	0-3A	0-5A	0-10A	
	Power	90W	150W	300W	180W	300W	150W	
Load regulation rate	Voltage	<0.02%+5mV	<0.02%+6mV	<0.02%+10mV	<0.02%+5mV	<0.02%+6mV	<0.02%+10mV	
	Current	<0.2%±1digits	<0.2%±1digits	<0.2%±1digits	<0.2%±1digits	<0.2%±1digits	<0.2%±1digits	
Line regulation rate	Voltage	<0.02%+5mV	<0.02%+6mV	<0.02%+10mV	<0.02%+5mV	<0.02%+6mV	<0.02%+10mV	
	Current	<0.2%±1digits	<0.2%±1digits	<0.2%±1digits	<0.2%±1digits	<0.2%±1digits	<0.2%±1digits	
Display resolution	Voltage	100mV						
	Current	< 10A:10mA , > 10A:100mA						
Display accuracy	≤0.2%+2 digits(Environment temperature: 23°C±5°C)							
Ripple	Voltage	≤2mVrms	≤2mVrms	≤3mVrms	≤2mVrms	≤2mVrms	≤2mVrms	
	Current	5mAms	5mAms	10mAms	5mAms	5mAms	10mAms	
Temperature Coefficient	300ppm/°C							
Max. output voltage	31.5V±0.5V	31.5V±0.5V	31.5V±0.5V	61.5V±0.5V	61.5V±0.5V	15.5V±0.5V	15.5V±0.5V	
Max. output current	3.15A±0.05A	5.20A±0.05A	10.1A±0.05A	3.15A±0.05A	5.20A±0.05A	10.1A±0.05A	15.1A±0.05A	
Input voltage	AC 220V/110V±10% 50Hz/60Hz							
Working condition	Temperature 0°C ~40 °CRelative humidity < 80%							
Storage condition	Temperature -15°C~70 °CRelative humidity < 80%							
Cooling method	Smart air cooling							
Size (WxHxD)	mm	280*130*160					320*130*160	
Net weight	kg	4.9	5.7	7.0	5.7	7.0	8.4	
Gross weight	kg	5.6	6.4	7.7	6.4	7.7	8.1	

Single Channel DC Linear Power Supply

MPS-H-1 Series



- It can save the output status and value before the last shutdown
- Current can be pre-set without short circuit;
- Current and voltage output can be set in a certain range, which can prevent misoperation from damaging the tested object
- Slow startup circuit design, small surge current
- Voltage compensation function to ensure high precision
- USB, RS-232/485 are optional
- Two groups memory, can be recalled quickly
- One click to restore factory settings

Standard SENSE Optional RS-232 RS-485 USB

≤600W Linear DC power supply

Model	Voltage	Current	Power
MPS-3010H-1	0-30V	0-10A	300W
MPS-3020H-1	0-30V	0-20A	600W
MPS-6005H-1	0-60V	0-5A	300W
MPS-6010H-1	0-60V	0-10A	600W
MPS-10003H-1	0-100V	0-3A	300W
MPS-20002H-1	0-200V	0-2A	400W
MPS-30001H-1	0-300V	0-1A	300W

Model	MPS-3010H-1	MPS-3020H-1	MPS-6005H-1	MPS-6010H-1	MPS-10003H-1	MPS-20002H-1	MPS-30001H-1	
Input voltage	AC 220V/110V±10% 50Hz/60Hz							
Rated output	Voltage	0~30V	0~30V	0~60V	0~60V	0~100V	0~200V	0~300V
	Current	0~10A	0~20A	0~5A	0~10A	0~3A	0~2A	0~1A
Load regulation rate	Voltage	≤0.01%+10mV	≤0.01%+10mV	≤0.01%+5mV	≤0.01%+5mV	≤0.01%+8mV	≤0.01%+12mV	≤0.01%+12mV
	Current	≤0.2%+5mA	≤0.2%+5mA	≤0.2%+5mA	≤0.2%+5mA	≤0.2%+5mA	≤0.2%+5mA	≤0.2%+5mA
Line regulation rate	Voltage	≤0.01%+10mV	≤0.01%+10mV	≤0.01%+5mV	≤0.01%+5mV	≤0.01%+8mV	≤0.01%+12mV	≤0.01%+12mV
	Current	≤0.2%+5mA	≤0.2%+5mA	≤0.2%+5mA	≤0.2%+5mA	≤0.2%+5mA	≤0.2%+5mA	≤0.2%+5mA
Setting resolution rate	Voltage	1mV	1mV	1mV	1mV	10mV	10mV	10mV
	Current	1mA	1mA	1mA	1mA	1mA	1mA	1mA
Setting accuracy	Voltage	≤0.01%+10mV	≤0.01%+10mV	≤0.01%+10mV	≤0.01%+10mV	≤0.01%+80mV	≤0.01%+80mV	≤0.01%+80mV
	Current	≤0.1%+5mA	≤0.1%+10mA	≤0.1%+5mA	≤0.1%+5mA	≤0.1%+5mA	≤0.1%+5mA	≤0.1%+5mA
Readback resolution rate	Voltage	1mV	1mV	1mV	1mV	10mV	10mV	10mV
	Current	1mA	1mA	1mA	1mA	1mA	1mA	1mA
Readback accuracy	Voltage	≤0.01%+10mV	≤0.01%+10mV	≤0.01%+10mV	≤0.01%+10mV	≤0.01%+80mV	≤0.01%+80mV	≤0.01%+80mV
	Current	≤0.1%+5mA	≤0.1%+10mA	≤0.1%+5mA	≤0.1%+5mA	≤0.1%+5mA	≤0.1%+5mA	≤0.1%+5mA
Ripple and noise	Voltage	≤3mV(rms)						
	Current	≤5mA(rms)						
Working temperature	0~40°C≤80%RH							
Size (WxHxD)	mm 250*150*330							
Weight	kg	8	13	8	13	12	12	12

* If with interface, the model NO. will be changed to MPS-H-1C, for example, MPS-3010H-1C means it has RS-232,RS-485 and USB.

Single Channel DC Power Supply

MPS-3206 Series



- Voltage and current simultaneously display double four-digit LED display
- High power up to 320W with small volume
- Smart fan, unique air duct design keeps normal temperature for long time full load working
- Five sets of storage functions, greatly convenient for users
- OVP/OCP setting function
- Encoder sets voltage and current. Fast and longer life
- Output control function

Model	MPS-3206	MPS-3210	MPS-6205	
Rated input voltage	AC220V/110V±10%			
Rated output voltage	0~32V	0~32V	0~62V	
Rated output current	0~6A	0~10A	0~5A	
Rated output power	192W	320W	310W	
Load regulation	Voltage	< 0.1%+5mV	< 0.1%+10mV	< 0.1%+5mV
	Current	< 0.2%+3mA	< 0.2%+5mA	< 0.2%+3mA
Line regulation	Voltage	< 0.01%+5mV	< 0.01%+10mV	< 0.01%+5mV
	Current	< 0.2%+3mA	< 0.2%+5mA	< 0.2%+3mA
Setting accuracy	Voltage	≤0.1%+1 digit	≤0.1%+1 digit	≤0.1%+2 digits
	Current	≤0.2%+3mA	≤0.2%+5mA	≤0.2%+3mA
Setting resolution	Voltage	10mV	10mV	10mV
	Current	1mA	1mA	1mA
Readback accuracy	Voltage	≤0.1%+1 digit	≤0.1%+1 digit	≤0.1%+2 digit
	Current	≤0.2%+3mA	≤0.2%+5mA	≤0.2%+3mA
Readback resolution	Voltage	10mV	10mV	10mV
	Current	1mA	1mA	1mA
Ripple	Voltage	≤10mVrms	≤10mVrms	≤10mVrms
	Current	≤5mA _{rms}	≤5mA _{rms}	≤5mA _{rms}
OVP	0~32V±0.2%FS	0~32V±0.2%FS	0~62V±0.2%FS	
Max. voltage	32V±0.2%	32V±0.2%	62V±0.2%	
OCP	0~6.1A±0.2%FS	0~10A±0.2%FS	0~5.1A±0.2%FS	
Max. current	6.1A±0.2%	10A±0.2%	5.1A±0.2%	
Temperature	Operation	0 ~ 40°C≤80%RH		
Coefficient	Storage	-15~70°C≤80%RH		
Instrument size (W*H*D)	mm	115*96*261		
Packing size (W*H*D)	mm	167*153*317		
Net weight	kg	1.5		
Gross weight	kg	1.9		

Two Channel DC Power Supply

MPS-10 Series



Features

- Display resolution of 10mV/1mA
- CH2:1.8V/2.5V/3.3V/5V 3A
- Panel lock function
- Output switch control
- Switching between high and low current levels
- Color screen display, multiple parameters are clear at a glance

Applications

- Production line work bench routine test
- Lab and institute
- Electronic repair
- Automated equipment integration testing

Two Channel DC Programmable Power Supply

MPS-30 Series



Features

- Display resolution of 10mV/1mA
- CH2:1.8V/2.5V/3.3V/5V 3A
- Panel lock function
- Output switch control
- Switching between high and low current levels
- 4 sets of fast storage and retrieval functions
- Color screen display, multiple parameters are clear at a glance

Applications

- Production line work bench routine test
- Lab and institute
- Electronic repair
- Automated equipment integration testing

Model	MPS-11	MPS-12	MPS-13	MPS-14	MPS-15	MPS-16	MPS-17	MPS-18	MPS-19
Rated input voltage	AC 220V/110V±10% 50Hz/60Hz								
Rated output voltage	0~30V	0~30V	0~30V	0~30V	0~30V	0~60V	0~60V	0~80V	0~100V
Rated output current	0~2A	0~4A	0~6A	0~8A	0~10A	0~2A	0~4A	0~2A	0~0.5A
Rated output power	60W	120W	180W	240W	300W	120W	240W	160W	50W
Load regulation rate	Voltage	0.05%+5mV	0.05%+5mV	0.05%+5mV	0.05%+8mV	0.05%+8mV	0.05%+5mV	0.05%+5mV	0.05%+5mV
	Current	0.1%+5mA	0.1%+5mA	0.1%+5mA	0.1%+8mA	0.1%+5mA	0.1%+5mA	0.1%+5mA	0.1%+5mA
Line regulation rate	Voltage	0.05%+8mV	0.05%+5mV	0.05%+8mV	0.05%+10mV	0.05%+5mV	0.05%+8mV	0.05%+5mV	0.05%+5mV
	Current	0.1%+5mA	0.1%+5mA	0.1%+5mA	0.1%+8mA	0.1%+5mA	0.1%+5mA	0.1%+5mA	0.1%+5mA
Setting resolution	Voltage	10mV	10mV	10mV	10mV	10mV	10mV	10mV	10mV
	Current	1mA	1mA	1mA	1mA	1mA	1mA	1mA	1mA
Read back resolution	Voltage	10mV	10mV	10mV	10mV	10mV	10mV	10mV	10mV
	Current	1mA	1mA	1mA	1mA	1mA	1mA	1mA	1mA
Setting accuracy (25°C±5°C)	Voltage	≤0.1%+2digits	≤0.1%+2digits	≤0.1%+2digits	≤0.1%+2digits	≤0.1%+2digits	≤0.1%+3digits	≤0.1%+3digits	≤0.1%+3digits
	Current	≤0.2%+3digits	≤0.2%+3digits	≤0.2%+3digits	≤0.2%+6digits	≤0.2%+3digits	≤0.2%+3digits	≤0.2%+3digits	≤0.2%+3digits
Read back accuracy (25°C±5°C)	Voltage	≤0.1%+2digits	≤0.1%+2digits	≤0.1%+2digits	≤0.1%+2digits	≤0.1%+2digits	≤0.1%+3digits	≤0.1%+3digits	≤0.1%+3digits
	Current	≤0.2%+3digits	≤0.2%+3digits	≤0.2%+3digits	≤0.2%+6digits	≤0.2%+3digits	≤0.2%+3digits	≤0.2%+3digits	≤0.2%+3digits
Ripple and noise (25°C±5°C)	Voltage	3mVrms	3mVrms	5mVrms	5mVrms	5mVrms	5mVrms	5mVrms	10mVrms
	Current	3mA	3mA	3mA	6mA	3mA	3mA	3mA	3mA

Model	MPS-31	MPS-32	MPS-33	MPS-34	MPS-35	MPS-36	MPS-37	MPS-38	MPS-39
Rated input voltage	AC 220V/110V±10% 50Hz/60Hz								
Rated output voltage	0~30V	0~30V	0~30V	0~30V	0~30V	0~60V	0~60V	0~80V	0~100V
Rated output current	0~2A	0~4A	0~6A	0~8A	0~10A	0~2A	0~4A	0~2A	0~0.5A
Rated output power	60W	120W	180W	240W	300W	120W	240W	160W	50W
Load regulation rate	Voltage	0.05%+5mV	0.05%+5mV	0.05%+5mV	0.05%+8mV	0.05%+8mV	0.05%+5mV	0.05%+5mV	0.05%+5mV
	Current	0.1%+5mA	0.1%+5mA	0.1%+5mA	0.1%+8mA	0.1%+5mA	0.1%+5mA	0.1%+5mA	0.1%+5mA
Line regulation rate	Voltage	0.05%+8mV	0.05%+5mV	0.05%+8mV	0.05%+10mV	0.05%+5mV	0.05%+8mV	0.05%+5mV	0.05%+5mV
	Current	0.1%+5mA	0.1%+5mA	0.1%+5mA	0.1%+8mA	0.1%+5mA	0.1%+5mA	0.1%+5mA	0.1%+5mA
Setting resolution	Voltage	10mV	10mV	10mV	10mV	10mV	10mV	10mV	10mV
	Current	1mA	1mA	1mA	1mA	1mA	1mA	1mA	1mA
Read back resolution	Voltage	10mV	10mV	10mV	10mV	10mV	10mV	10mV	10mV
	Current	1mA	1mA	1mA	1mA	1mA	1mA	1mA	1mA
Setting accuracy (25°C±5°C)	Voltage	≤0.1%+2digits	≤0.1%+2digits	≤0.1%+2digits	≤0.1%+2digits	≤0.1%+2digits	≤0.1%+2digits	≤0.1%+3digits	≤0.1%+3digits
	Current	≤0.2%+3digits	≤0.2%+3digits	≤0.2%+3digits	≤0.2%+6digits	≤0.2%+3digits	≤0.2%+3digits	≤0.2%+3digits	≤0.2%+3digits
Read back accuracy (25°C±5°C)	Voltage	≤0.1%+2digits	≤0.1%+2digits	≤0.1%+2digits	≤0.1%+2digits	≤0.1%+2digits	≤0.1%+2digits	≤0.1%+3digits	≤0.1%+3digits
	Current	≤0.2%+3digits	≤0.2%+3digits	≤0.2%+3digits	≤0.2%+6digits	≤0.2%+3digits	≤0.2%+3digits	≤0.2%+3digits	≤0.2%+3digits
Ripple and noise (25°C±5°C)	Voltage	3mVrms	3mVrms	5mVrms	5mVrms	5mVrms	5mVrms	5mVrms	10mVrms
	Current	3mA	3mA	3mA	6mA	3mA	3mA	3mA	3mA

Two channel DC power supply

MTP-200 Series



Standard SENSE RS-232

Optional LAN RS-485 USB

* Selected optional interface → replaces standard

Features

- Voltage and current can be set through a numeric keypad and knob
- Resolution of 1mV voltage and 1mA current
- Two independent adjustable channels, isolated from each other
- Voltage compensation function ensures accuracy
- List sequence output function
- Standard 2U model
- Intelligent temperature controlled fan for a quieter usage environment
- 9 sets of preset storage functions

Applications

- Production line work bench routine test
- Lab and institute
- Electronic repair
- Automated equipment integration testing

Model	MTP-201	MTP-202	MTP-203	MTP-204	MTP-205	MTP-206	MTP-207
Rated output voltage	0~30V*2CH	0~30V*2CH	0~60V*2CH	0~60V*2CH	0~80V*2CH	0~150V*2CH	0~15V*2CH
Rated output current	0~20A*2CH	0~30A*2CH	0~10A*2CH	0~15A*2CH	0~11A*2CH	0~6A*2CH	0~60A*2CH
Rated output power	600W*2CH	900W*2CH	600W*2CH	900W*2CH	880W*2CH	900W*2CH	900W*2CH
Ripple	10mVrms	10mVrms	10mVrms	10mVrms	15mVrms	15mVrms	10mVrms
Rated input voltage	AC 220V±10%						
Voltage transformation method	Switching Mode Power Supply						
Load regulation rate	Voltage	≤0.1%+20mV	≤0.1%+10mV	≤0.1%+15mV	≤0.1%+10mV	≤0.1%+10mV	≤0.1%+25mV
	Current	≤0.1%+5mA	≤0.1%+5mA	≤0.1%+5mA	≤0.1%+5mA	≤0.1%+5mA	≤0.1%+8mA
Line regulation rate	Voltage	≤0.1%+20mV	≤0.1%+10mV	≤0.1%+15mV	≤0.1%+10mV	≤0.1%+10mV	≤0.1%+25mV
	Current	≤0.1%+5mA	≤0.1%+5mA	≤0.1%+5mA	≤0.1%+5mA	≤0.1%+5mA	≤0.1%+8mA
Setting resolution	Voltage	1mV					
	Current	1mA					
Setting accuracy (25°C±5°C)	Voltage	≤0.1%+10mV					
	Current	≤0.3%+10mA					
Read back resolution	Voltage	1mV					
	Current	1mA					
Read back accuracy (25°C±5°C)	Voltage	≤0.1%+10mV					
	Current	≤0.3%+10mA					
Temperature coefficient	Operating	0 to 40°C≤85R.H.					
	Storage	-15 to 70°C≤85 R.H.					
Machine size (W*H*D)	mm	480*100*390					
Net weight	kg	9.5kg					

Triple Channel DC Power Supply

WPS-4200/4300 Series



Features

- Maximum voltage of 150V, maximum current of 10A, independent output of 300W per power channel, three channels
- Resolution of 1mV/0.1mA
- Three independent output switch control
- List editing and output function
- Voltage remote compensation function, four wire more accurate
- Both front and rear panels can output, suitable for different occasions

Standard RS-232 SENSE

Optional LAN RS-485 USB

* Selected optional interface → replaces standard

Model	WPS-4201	WPS-4301	WPS-4202	WPS-4302	WPS-4203	WPS-4303
Rated input voltage	AC220V/110V±10%					
Rated output voltage	0~80V*2	0~80V*3	0~80V*2	0~80V*3	0~150V*2	0~150V*3
Rated output current	0~6A*2	0~6A*3	0~10A*2	0~10A*3	0~5A*2	0~5A*3
Rated output power	200W*2	200W*3	300W*2	300W*3	300W*2	300W*3
Load regulation rate	Voltage	≤0.02%+8mV		≤0.02%+8mV		≤0.02%+8mV
	Current	≤0.02%+5mA		≤0.02%+5mA		≤0.02%+5mA
Line regulation rate	Voltage	≤0.02%+8mV		≤0.02%+8mV		≤0.02%+8mV
	Current	≤0.02%+5mA		≤0.02%+5mA		≤0.02%+5mA
Setting resolution	Voltage	1mV		1mV		1mV
	Current	0.1mA		0.1mA		0.1mA
Read back resolution	Voltage	≤0.1%+8mV		≤0.1%+8mV		≤0.1%+8mV
	Current	≤0.2%+2mA		≤0.2%+2mA		≤0.2%+2mA
Setting accuracy (25°C±5°C)	Voltage	1mV		1mV		1mV
	Current	0.1mA		0.1mA		0.1mA
Read back accuracy (25°C±5°C)	Voltage	≤0.1%+8mV		≤0.1%+8mV		≤0.1%+8mV
	Current	≤0.2%+2mA		≤0.2%+2mA		≤0.2%+2mA
Ripple and noise (25°C±5°C)	Voltage	<8mVrms				
	Current	<5mA rms				
Temperature coefficient	Operating	0 to 40°C≤80 R.H.				
	Storage	-15 to 70°C≤80 R.H.				
Machine size (W*H*D)	mm	260*123*410	260*123*515	260*123*410	260*123*515	260*123*410
Net weight	kg	4.3	5.6	4.8	6.1	4.8

Multi channel DC power supply

MPD-3303S(A) /MPD-4303S



Features



- 3 or 4 independent outputs, continuously adjustable
- 6 sets of LED displays: voltage/power to three decimal places and current to four decimal places
- Resolution: 1mV/0.1mA/1mW
- Digital panel control (rotary coding switch, silicone button with indicator light)
- Friendly user operation, coarse/fine volume control
- 4 groups save/retrieve
- Lock key function
- Output ON/OFF
- Tracking series/parallel mode "Intelligent temperature controlled fan, effectively reducing noise"
- Lightweight design

Standard USB Optional LAN RS-232 RS-485 * Selected optional interface → replaces standard

Model	MPD-3303S	MPD-3303SA	MPD-4303S
Rated input voltage	AC 100V/120V/220V/230V±10%,50/60Hz		
Output	CH1 0~30V 0~3A	CH2 0~30V 0~3A	CH3 2.5/3.3/5.0V 0~3A
Constant voltage mode	Voltage variation rate ≤ 0.01%+3mV Load variation rate ≤ 0.01%+3mV (rated current ≤ 3A) ≤ 0.02%+5mV (rated current > 3A)		
Change rate	Voltage variation rate ≤ 0.01%+3mV Load variation rate ≤ 0.01%+3mV (rated current ≤ 3A) ≤ 0.02%+5mV (rated current > 3A)		
Ripple&Noise	1mVrms(5Hz~1MHz)		
Recovery time	≤100 μS (load variation 50%, minimum load 0.5A)		
Temperature coefficient	≤ 300ppm/ °C		
Output range	0~rated voltage, continuously adjustable		
Constant current mode	Voltage variation rate ≤ 0.2%+3mA Load variation rate ≤ 0.2%+3mA		
Change rate	Voltage variation rate ≤ 0.2%+3mA Load variation rate ≤ 0.2%+3mA		
ripple current	≤ 3mA rms		
Output range	0~rated current, continuously adjustable		
Tethered tracking mode	Voltage variation rate ≤ 0.01%+3mV Load variation rate ≤ 0.01%+3mV (rated current ≤ 3A) ≤ 0.02%+5mV (rated current > 3A)		
Parallel variation rate	Voltage variation rate ≤ 0.01%+3mV Load variation rate ≤ 0.01%+3mV (rated current ≤ 3A) ≤ 0.02%+5mV (rated current > 3A)		
Tandem variation rate	Voltage variation rate ≤ 0.01%+5mV Load variation rate ≤ 300mV Tracking error ≤ 0.5%+10mV(10-30V no-load) Connected load ≤ 300mV ≤ 0.5%+30mV (0-9.99V no-load) Connected load ≤ 300mV		
Tracking error	≤0.5%+10mV		
Meter header	Display: Voltage: 5 bits 0.4 "LED display Current: 5 bits 0.4 "LED display Power: 5 bits 0.4 "LED display		
Resolving power	Voltage: 1mV Current: 0.1mA Power: 1mW		
Programming accuracy (25+5°)	Voltage: + (0.03% reading+10 bits) Current: + (0.3% reading+10 bits)		
Reading accuracy (25+5 °C)	Voltage: ±(0.03% reading+10 bits) Current: ± (0.3% reading+10 bits)		
CH3 specifications	Output voltage (2.5V/3.3V/5V) ±8%	0-5V	0~5V/5~10V
Output current	3A	0-3A	0~3A/0~1A
Change rate (25+5 °C)	Voltage variation rate ≤ 0.01%+3mV Load variation rate ≤ 0.01%+3mV		
Ripple&Noise	≤1mVrms (5Hz~1MHz)	≤1mVrms (5Hz~1MHz)	≤2mVrms (5Hz~1MHz)
Lock key function	√		
Save/Recall	4groups		
Power Supply	AC 100V/120V/220V/230V±10%,50/60Hz		
Size&Weight	MPD-3303S(A):210*130*265mm ;About7Kg MPD-4303S: 210*130*265mm ; About 8kg		

Multi Channel DC Power Supply

MPS-3260 series



Features

- Five groups of storage, easy to recall
- Power up to 409W
- It can save the output status and value before the last shutdown
- The adjustable range of current and voltage can be set
- One key series parallel connection
- Restore factory settings with one click
- Independent control of three channels

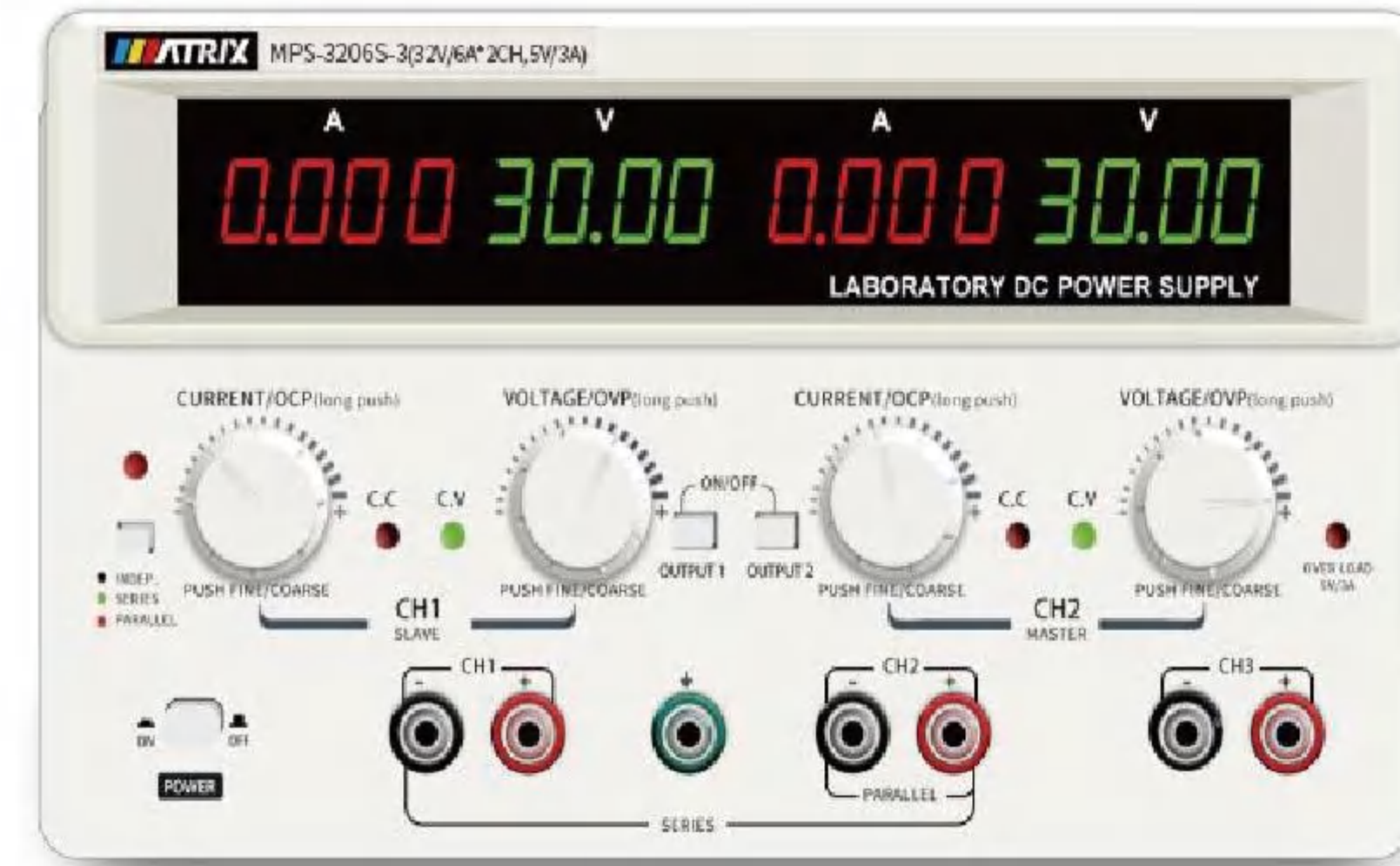
Applications

- Develop and design validation common tests
- Aging of product
- Routine electronic testing and maintenance
- Lab

Model	MPS-3263			MPS-3264			
Channel	CH1	CH2	CH3	CH1	CH2	CH3	CH4(USB)
Rated input voltage	AC220V±10% or 110v±10%						
Rated output voltage	0~32V	2.5V/3.3V/5V	0~32V	2.5V/3.3V/5V	5V		
Rated output current	0~6A	3A	0~6A	3A	2A		
Rated output power	399W			409W			
Load regulation rate	Voltage	< 0.1%+8mV	-	< 0.1%+8mV	-	-	
	Current	< 0.1%+5mA	-	< 0.1%+5mA	-	-	
Line regulation rate	Voltage	< 0.1%+8mV	< 0.1%+10mV	< 0.1%+8mV	< 0.1%+10mV	< 0.1%+10mV	
	Current	< 0.1%+5mA	< 0.1%+5mA	< 0.1%+5mA	< 0.1%+5mA	< 0.1%+5mA	
Setting accuracy	Voltage	≤0.1%+2bit	≤0.1%+2bit	≤0.1%+2bit	≤0.1%+2bit	-	
	Current	≤0.5%+5mA	-	≤0.5%+5mA	-	-	
Read back accuracy	Voltage	≤0.1%+2bit	≤0.1%+2bit	≤0.2%+2bit	≤0.2%+2bit	-	
	Current	≤0.5%+5mA	-	≤0.5%+5mA	-	-	
Read back resolution	Voltage	10mV	-	10mV	-	-	
	Current	1mA	-	1mA	-	-	
Ripple (5Hz~1MHz)	Voltage	≤10mVrms	≤10mVrms	≤10mVrms	≤10mVrms	≤10mVrms	
	Current	≤5mA rms	≤5mA rms	≤5mA rms	≤5mA rms	≤5mA rms	
OVP	0~32V±0.2%FS	-	0~32V±0.2%FS	-	-	-	
Maximum voltage	32V±0.2%	-	32V±0.2%	-	-	-	
OCP	0~6.1A±0.2%FS	3.1A±0.1A	0~6.1A±0.2%FS	-	-	-	
Maximum current	6.1A±0.2%	3.1A±0.1A	6.1A±0.2%	-	-	-	
Temperature	Operating	0 ~ 40°C ≤ 80%RH					
	Storage	-15 ~ 70°C ≤ 80%RH					
Machine size (W*H*D)	mm 220*150*330						
Net weight	kg 3.5						
Gross weight	kg 4.3						

Triple Channel DC Power Supply

MPS-S-3 Series



- One click series and parallel settings, convenient and easy to use
- Input voltage 110V/220V switching, globally applicable
- Power on state memory setting
- The buzzer can be turned off and on
- One click factory reset function

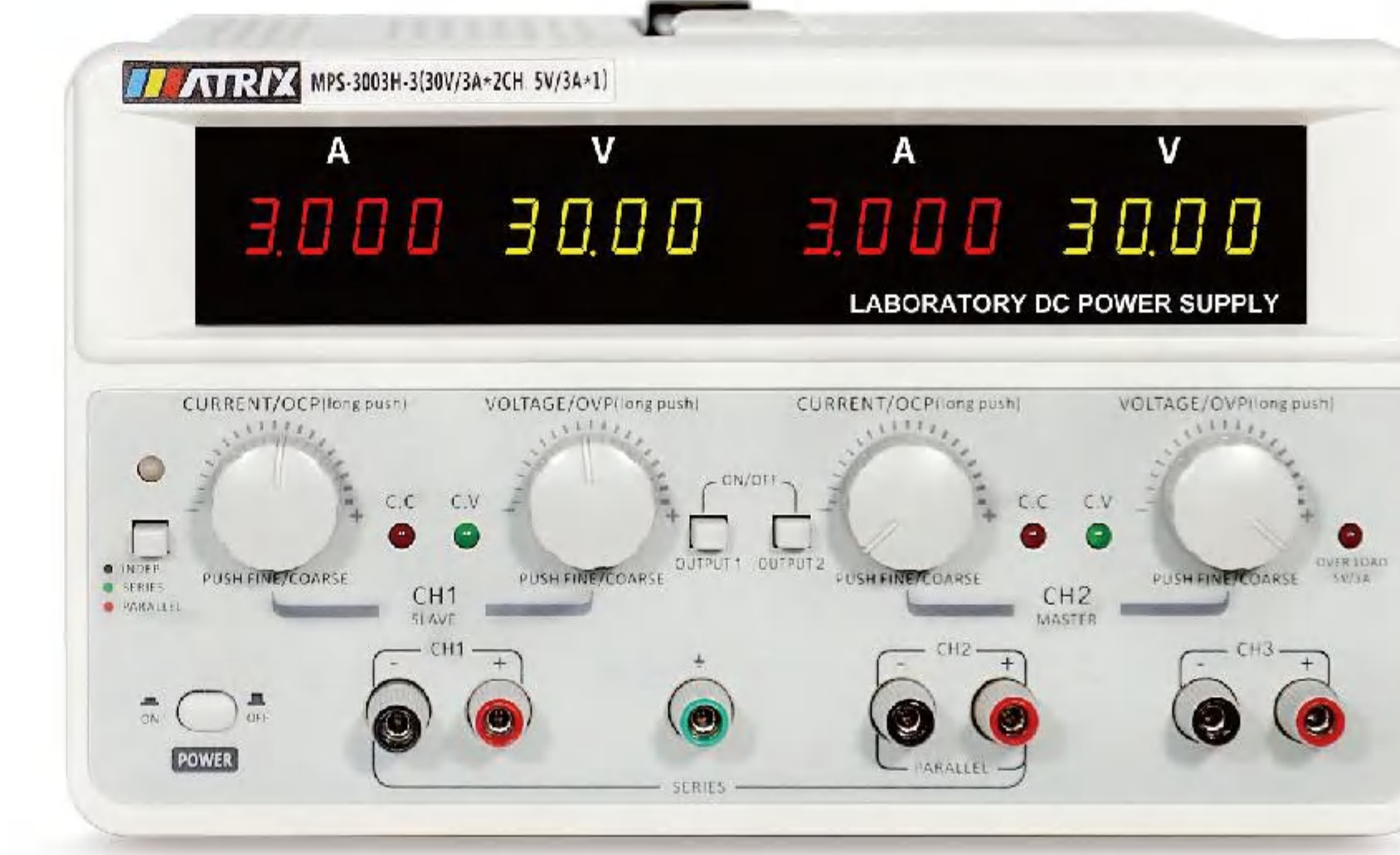
Features

- High precision display with a resolution of 10mV voltage and 1mA current
- CH1 and CH2 independent output switch control, convenient and practical
- Easily preset current without short circuit, disrupting your use
- OVP/OCP settings, fully functional
- The knob adopts an encoded switch, which is convenient and fast to use, and has anti misoperation function
- The design of the startup slow start circuit has low surge current and high practicality
- V/A can be adjusted within a range to prevent accidental operation and damage to the measured object

Model	MPS-3206S-3	MPS-3210S-3	MPS-6005S-3	MPS-8003S-3	MPS-15H02S-3
Rated input voltage	AC 220V/110V±10% 50Hz/60Hz				
Channel	CH1/CH2	CH3	CH1/CH2	CH3	CH1/CH2
Rated output voltage	0~32V	5V	0~32V	5V	0~60V
Rated output current	0~6A	3A	0~10A	3A	0~5A
Rated output power	399W	655W	615W	495W	615W
Load regulation rate	Voltage	<0.1%+5mV	<0.1%+10mV	<0.1%+5mV	<0.1%+10mV
	Current	<0.2%+3mA	<0.2%+5mA	<0.2%+3mA	<0.2%+3mA
Line regulation rate	Voltage	<0.1%+5mV	<0.1%+10mV	<0.1%+5mV	<0.1%+10mV
	Current	<0.2%+3mA	<0.2%+5mA	<0.2%+3mA	<0.2%+3mA
Set value accuracy	Voltage	≤0.1%+1digit	≤0.1%+1digit	≤0.1%+2digits	≤0.1%+2digits
	Current	≤0.2%+3mA	≤0.2%+5mA	≤0.2%+3mA	≤0.2%+3mA
Readback value accuracy	Voltage	≤0.1%+1digit	≤0.1%+1digit	≤0.1%+2digits	≤0.1%+1digit
	Current	≤0.2%+3mA	≤0.2%+5mA	≤0.2%+3mA	≤0.2%+3mA
Readback resolution	Voltage	10mV	10mV	10mV	10mV
	Current	1 mA	1 mA	1 mA	1 mA
Ripple and Noise	Voltage	≤10mVrms	≤10mVrms	≤10mVrms	≤10mVrms
	Current	≤5mA _{rms}	≤5mA _{rms}	≤5mA _{rms}	≤5mA _{rms}
OVP	0~32V±0.2%FS	0~32V±0.2%FS	0~62V±0.2%FS	0~80V±0.2%FS	0~150V±0.2%FS
Max voltage	32V±0.2%	32V±0.2%	62V±0.2%	80V±0.2%	150V±0.2%
OCP	0~6.1A±0.2%FS	0~10A±0.2%FS	0~5.1A±0.2%FS	0~3.1A±0.2%FS	0~2.1A±0.2%FS
Max current	6.1A±0.2%	10A±0.2%	5.1A±0.2%	3.1A±0.2%	2.1A±0.2%
Temperature	Operational environment	0~40°C≤80%RH			
	Storage environment	-15~70°C≤80%RH			
Size (W*H*D)	219*95*300 mm				
Weight	4.5 kg				

Triple Channel DC Power Supply

MPS-H-3 Series



- One-button series and parallel independent setting, convenient and easy to use
- In series or parallel, direct display of current and voltage values, intuitive and readable
- 4 digits display, 10mV/1mA resolution
- CH1 and CH2 can be controlled independently
- Current can be pre-set without short circuit;

Optional RS-232 RS-485 USB



- Slow startup circuit design, small surge current
- USB, RS-232/485 are optional
- Current and voltage output can be set in a certain range, which can prevent misoperation from damaging the tested object
- It can save the output status and value before the last shutdown
- One click to restore factory settings

Model	MPS-3003H-3	MPS-3005H-3	MPS-3010H-3	MPS-6003H-3	MPS-6005H-3
Rated input voltage	AC220V/110V±10%				
Channel	CH1	CH2	CH3	CH1	CH2
Rated output	Voltage	0~30V	0~30V	5V	0~30V
	Current	0~3A	0~3A	3A	0~5A
Load regulation rate	Voltage	≤0.01%+5mV	≤15mV	≤0.01%+5mV	≤15mV
	Current	≤0.1%+5mA	-	≤0.1%+5mA	-
Line regulation rate	Voltage	≤0.01%+5mV	-	≤0.01%+5mV	-
	Current	≤0.1%+5mA	-	≤0.1%+5mA	-
Set resolution	Voltage	10mV	-	10mV	-
	Current	1mA	-	1mA	-
Readback resolution	Voltage	10mV	-	10mV	-
	Current	1mA	-	1mA	-
Set value accuracy	Voltage	≤0.03%+10mV	-	≤0.03%+10mV	-
	Current	≤0.1%+5mA	-	≤0.1%+5mA	-
Readback value accuracy	Voltage	≤0.03%+10mV	-	≤0.03%+10mV	-
	Current	≤0.1%+5mA	-	≤0.1%+5mA	-
Parallel mode	Power effect	≤0.01%+5mV	-	≤0.01%+5mV	-
	Load effect	≤0.01%+5mV	-	≤0.02%+8mV	-
Series mode	Power effect	≤0.01%+5mV	-	≤0.01%+5mV	-
	Load effect	≤0.01%+5mV	-	≤0.02%+5mV	-
Ripple and Noise	Voltage	≤2mV(rms)			
	Current	≤5mA(rms)			
Working temperature	0~40°C≤80%RH				
Size (W*H*D)	250*150*330 mm				
Weight	8	9	12	9	9

* If with interface, the model NO. will be changed to MPS-H-3C, for example, MPS-3010H-3C means it has RS-232,RS-485 and USB.

Triple Channel DC Power Supply

MPS-X/XP Series



- 3ch voltage is continuously adjustable at rated voltage and 3ch voltage and current are displayed simultaneously
- Intelligent temperature controlled fan to reduce the noise
- Serial/ Parallel/ Track mode
- Low ripple and noise
- Can be calibrated and monitored through computers
- With SENSE function, can compensate voltage drop on the line
- Output time can be set(0.1s~3600s)
- Output controlled by a switch
- 40 groups of storage can be quickly recalled

Standard SENSE RS-232 USB Optional LAN

* Selected optional interface→ replaces standard

Triple Channel DC Power Supply

MPS-F Series



Multiple programmable DC power supplies with high resolution, precision, and stability, as well as overvoltage and overheating protection functions, providing series and parallel operation modes, with a resolution of up to 1mV/1mA

Standard SENSE RS-232 USB

Optional LAN

* Selected optional interface→ replaces standard

Features

- Three outputs with simultaneous display of three voltages and currents
- The resolution of 1mV/1mA meets most usage needs
- Linear power supply, low ripple and low noise, fast response
- 40 sets of data saving and calling functions, convenient for you to use
- Both front and rear panels have output electronics for convenient desktop and cabinet use

- Remote voltage compensation function ensures usage accuracy
- Intelligent temperature controlled fan, providing you with a quiet working environment
- Each output has an independent output switch, allowing for easy control
- Time setting function
- Supports negative voltage output

Model	MPS-3033X	MPS-3063X	MPS-6033X	MPS-3033XP	MPS-3063XP	MPS-6033XP	
Rated input voltage	AC220V/110V±10%						
Rated output	Voltage	0~30V*2/0~6V*1	0~30V*2/0~6V*1	0~60V*2/0~6V*1	0~30V*3	0~30V*3	
	Current	0~3A*2/0~3A*1	0~6A*2/0~3A*1	0~3A*2/0~3A*1	0~3A*3	0~3A*3	
Load regulation rate	Power	198W	378W	378W	270W	540W	
	Voltage	≤0.01%+3mV					
Line regulation rate	Current	≤0.01%+3mA					
	Voltage	≤0.01%+3mV					
Set resolution	Current	≤0.01%+3mA					
	Voltage	1mV					
Readback resolution	Current	1mA					
	Voltage	1mV					
Set value accuracy	Current	1mA					
	Voltage	≤0.03%+10mV					
Readback value accuracy	Current	≤0.1%+5mA	≤0.1%+8mA	≤0.1%+5mA	≤0.1%+5mA	≤0.1%+8mA	
	Voltage	≤0.03%+10mV					
Ripple and noise	Current	≤0.1%+5mA	≤0.1%+8mA	≤0.1%+5mA	≤0.1%+5mA	≤0.1%+8mA	
	Voltage (rms)	≤2mVrms					
Series / parallel set-point value accuracy	Current	≤5mArms					
	Voltage	≤0.02%+5mV	≤0.02%+10mV	≤0.02%+5mV	≤0.02%+10mV	≤0.02%+10mV	
Storage	Current	≤0.1%+30mA					
	Storage/Call	40 groups					
Timer	Function	timed output off					
	Time set	0.1s~3600s					
Interface	Resolution	0.1s					
	Working temperature	RS232,USB					
Equipment size (W*H*D)	mm	255*110*380	255*110*380	255*110*380	255*110*470	255*110*470	
Packing size (W*H*D)	mm	325*210*475	325*210*475	325*210*475	325*210*595	325*210*595	
N.W	kg	8.5	8.5	8.5	11	11	
G.W	kg	10	10	10	13	13	

Model	MPS-3033F			MPS-3063F			MPS-6033F			
Rated input voltage	AC 220V/110V±10% 50Hz/60Hz									
Channel	CH1	CH2	CH3	CH1	CH2	CH3	CH1	CH2	CH3	
Rated output	Volatge	0~30V	-30~0V	0~6V	0~30V	-30~0V	0~6V	0~60V	-60~0V	
	Current	0~3A	0~3A	0~3A	0~6A	0~6A	0~3A	0~3A	0~3A	
Load regulation rate	Volatge	≤0.01%+3mV								
	Current	≤0.01%+3mA								
Line regulation rate	Volatge	≤0.01%+3mV								
	Current	≤0.01%+3mA								
Set resolution	Volatge	1mV								
	Current	1mA								
Readback resolution	Volatge	1mV								
	Current	1mA								
Setting accuracy	Volatge	≤0.03%+10mV								
	Current	≤0.1%+5mA			≤0.1%+8mA			≤0.1%+5mA		
Readback resolution	Volatge	≤0.03%+10mV								
	Current	≤0.1%+5mA			≤0.1%+8mA			≤0.1%+5mA		
Ripple and noise	Volatge	≤2mV(rms)								
	Current	≤5mA(rms)								
Series/parallel setting accuracy	Volatge	≤0.02%+5mA			≤0.02%+10mV			≤0.02%+5mA		
	Current	≤0.1%+30mA								
Memory	Store/recall	40 groups								
	Function	Timed output shutdown								
Timer	Time setting	0.1s~3600s								
	Resolution	0.1s								
Working environment	0~40°C									
Product size (W*H*D)	mm	255*110*380								
Packing size (W*H*D)	mm	325*210*475								
Net weight	kg	8.5			11			11		
Gross weight	kg	10			12.5			12.5		

Four Channel DC Power Supply

MFP-2000 Series



Features

- List sequence output function
- 4 in 1 easy to install and occupies a small space
- Each channel is independently adjustable and isolated from each other
- Voltage compensation function ensures accuracy
- Intelligent temperature controlled fan for quieter usage environment
- Voltage and current range setting function
- Button sound on/off function

Standard SENSE RS-232

Optional LAN RS-485 USB

* Selected optional interface → replaces standard

Applications

- Production line work bench routine test
- Lab and institute
- Electronic repair
- Automated equipment integration testing

Model	MFP-2001	MFP-2002	MFP-2003	MFP-2004	
Rated input voltage	AC 220V±10% 50Hz				
Rated output voltage	0~32V*4CH	0~32V*4CH	0~60V*4CH	0~150V*4CH	
Rated output current	0~6A*4CH	0~10A*4CH	0~5A*4CH	0~2A*4CH	
Rated output Power	192W*4CH	320W*4CH	300W*4CH	300W*4CH	
Transformer mode	Switching power supply				
Load regulation rate	Voltage	≤0.02%+5mV	≤0.02%+8mV	≤0.02%+5mV	≤0.02%+5mV
	Current	≤0.02%+5mA	≤0.02%+5mA	≤0.02%+5mA	≤0.02%+5mA
Line regulation rate	Voltage	≤0.02%+5mV	≤0.02%+8mV	≤0.02%+5mV	≤0.02%+5mV
	Current	≤0.02%+5mA	≤0.02%+5mA	≤0.02%+5mA	≤0.02%+5mA
Set value resolution	Voltage	1mV	1mV	1mV	1mV
	Current	0.1mA	0.1mA	0.1mA	0.1mA
Setting accuracy (25°C±5°C)	Voltage	≤0.1%+8mV	≤0.1%+8mV	≤0.1%+8mV	≤0.1%+8mV
	Current	≤0.2%+2mA	≤0.2%+2mA	≤0.2%+2mA	≤0.2%+2mA
Read back resolution	Voltage	1mV	1mV	1mV	1mV
	Current	0.1mA	0.1mA	0.1mA	0.1mA
Readback accuracy (25°C±5°C)	Voltage	≤0.1%+8mV	≤0.1%+8mV	≤0.1%+8mV	≤0.1%+8mV
	Current	≤0.2%+2mA	≤0.2%+2mA	≤0.2%+2mA	≤0.2%+2mA
Ripple	Voltage	≤8mV(rms)	≤8mV(rms)	≤10mV(rms)	≤10mV(rms)
	Current	≤3mA(rms)	≤5mA(rms)	≤3mA(rms)	≤3mA(rms)
Temperature	Operational environment	0 ~ 40 °C ≤ 80% RH			
	Storage environment	-15 ~ 70 °C ≤ 80% RH			
Interface	Standard	RS232			
Size(W*H*D)	mm	440*90*340			
Net weight	kg	9kg			

Four Channel DC Power Supply

MFP-2005 Series



Features

- Voltage and current can be set through a numeric keypad and knob
- Resolution of 1mV voltage and 1mA current
- Four independent adjustable channels, isolated from each other
- Voltage compensation function ensures accuracy
- List sequence output function
- Intelligent temperature controlled fan for a quieter usage environment
- 9 sets of preset storage functions

Standard SENSE RS-232

Optional LAN RS-485 USB

* Selected optional interface → replaces standard

Applications

- Production line work bench routine test
- Lab and institute
- Electronic repair
- Automated equipment integration testing

Model	MFP-2005	MFP-2006	MFP-2007	MFP-2008	MFP-2009	MFP-2010	MFP-2011
Rated input voltage	AC 220V±10% 50Hz						
Rated output voltage	0~30V*4CH	0~30V*4CH	0~60V*4CH	0~60V*4CH	0~80V*4CH	0~150V*4CH	0~15V*4CH
Rated output current	0~20A*4CH	0~30A*4CH	0~10A*4CH	0~15A*4CH	0~11A*4CH	0~6A*4CH	0~60A*4CH
Rated output power	600W*4CH	900W*4CH	600W*4CH	900W*4CH	880W*4CH	900W*4CH	900W*4CH
Ripple	10mVrms	10mVrms	10mVrms	10mVrms	15mVrms	15mVrms	10mVrms
Rated input voltage	AC 220V±10%						
Voltage transformation method	Switching Mode Power Supply						
Load regulation rate	Voltage	≤0.1%+20mV	≤0.1%+10mV	≤0.1%+15mV	≤0.1%+10mV	≤0.1%+10mV	≤0.1%+25mV
	Current	≤0.1%+5mA	≤0.1%+5mA	≤0.1%+5mA	≤0.1%+5mA	≤0.1%+5mA	≤0.1%+8mA
Line regulation rate	Voltage	≤0.1%+20mV	≤0.1%+10mV	≤0.1%+15mV	≤0.1%+10mV	≤0.1%+10mV	≤0.1%+25mV
	Current	≤0.1%+5mA	≤0.1%+5mA	≤0.1%+5mA	≤0.1%+5mA	≤0.1%+5mA	≤0.1%+8mA
Setting resolution	Voltage	1mV					
	Current	1mA					
Setting accuracy (25°C±5°C)	Voltage	≤0.1%+10mV					
	Current	≤0.3%+10mA					
Read back resolution	Voltage	1mV					
	Current	1mA					
Read back accuracy (25°C±5°C)	Voltage	≤0.1%+10mV					
	Current	≤0.3%+10mA					
Temperature coefficient	Operating	0 to 40°C ≤ 85R.H.					
	Storage	-15 to 70°C ≤ 85 R.H.					
Machine size (W*H*D)	mm	482*190*372					
Net weight	kg	18					

Four Channel DC Power Supply

MFP-4000 Series



Features

- List sequence output function
- 4 in 1 easy to install and occupies a small space
- Wide range output, rated power 300W 80V/10A
- Each channel is independently adjustable and isolated from each other
- Intelligent temperature controlled fan for quieter usage environment
- Panel operation, convenient for single machine use
- Voltage and current range setting function
- Button sound on/off function

Applications

- Production line work bench routine test
- Lab and institute
- Electronic repair
- Automated equipment integration testing

Standard SENSE RS-232

Optional RS-485 USB LAN

* Selected optional interface → replaces standard

Model	MFP-4001	MFP-4002	MFP-4003
Rated input voltage	AC 110V/220V ± 10%		
Rated output power	150W*4CH	300W*4CH	300W*4CH
Rated output voltage	0~80V*4CH	0~80V*4CH	0~150V*4CH
Rated output current	0~6A*4CH	0~10A*4CH	0~5A*4CH
Transformer mode	Switching power supply		
Load regulation rate	Voltage	≤ 0.02% + 5mV	
	Current	≤ 0.02% + 5mA	
Line regulation rate	Voltage	≤ 0.02% + 5mV	
	Current	≤ 0.02% + 5mA	
Set value resolution	Voltage	1mV	
	Current	0.1mA	
Setting accuracy (25°C ± 5°C)	Voltage	≤ 0.1% + 8mV	
	Current	≤ 0.2% + 2mA	
Read back resolution	Voltage	1mV	
	Current	0.1mA	
Readback accuracy (25°C ± 5°C)	Voltage	≤ 0.1% + 8mV	
	Current	≤ 0.2% + 2mA	
Ripple	Voltage	≤ 8mV(rms)	
	Current	≤ 3mA(rms)	
Temperature	Operational environment	0 ~ 40 °C ≤ 80% RH	
	Storage environment	-15 ~ 70 °C ≤ 80% RH	
Interface	Standard	RS232	
Size(W*H*D)	mm	440*90*340	
Net weight	kg	9kg	

Four Channel DC Power Supply

MFP-4800 Series



Features

- There are two ways to set: voltage and current, using a numeric keypad and knob adjustment
- Resolution of 1mV voltage and 1mA current
- Four independent adjustable channels, isolated from each other
- Voltage compensation function ensures accuracy
- List sequence output function
- Standard 2U model
- Intelligent temperature controlled fan, quieter operating environment
- 9 preset storage functions

Standard SENSE RS-232

Optional LAN RS-485 USB

* Selected optional interface → replaces standard

Model	MFP-4801	MFP-4802	MFP-4803	MFP-4804	MFP-4805	MFP-4806	MFP-4807	
AC input	Number of phases	1ph + N + PE						
	Voltage	220VAC ± 10%						
	Frequency	45 ~ 66Hz						
	Power factor	≥ 0.99						
DC output	Voltage	0 ~ 40V * 4CH	0 ~ 80V * 4CH	0 ~ 200V * 4CH	0 ~ 360V * 4CH	0 ~ 500V * 4CH	0 ~ 800V * 4CH	0 ~ 1000V * 4CH
	Current	0 ~ 60A * 4CH	0 ~ 30A * 4CH	0 ~ 12.5A * 4CH	0 ~ 7.5A * 4CH	0 ~ 5A * 4CH	0 ~ 3A * 4CH	0 ~ 2.5A * 4CH
	Power	0 ~ 800W * 4CH						
	Efficiency	≤ 89%	≤ 91%	≤ 91%	≤ 91%	≤ 91%	≤ 91%	≤ 91%
Programming accuracy	Voltage	≤ ± (0.05% + 0.04% FS)						
	Current	≤ ± (0.15% + 0.1% FS)						
	Power	≤ ± 0.8% ES						
Readback accuracy	Voltage	≤ ± (0.05% + 0.04% FS)						
	Current	≤ ± (0.15% + 0.1% FS)						
	Power	≤ ± 0.8% FS						
Ripple and noise	RMS (20Hz-300kHz)	15mVrms	20mVrms	30mVrms	60mVrms	75mVrms	120mVrms	150mVrms
	P-P (20Hz-20MHz)	150mVpp	200mVpp	270mVpp	375mVpp	480mVpp	780mVpp	820mVpp
Source effect	Voltage	≤ 0.02% FS (± 10% AUAc Input)						
	Current	≤ 0.05% FS (± 10% AUAc Input)						
Load effect	Voltage	≤ 0.05% FS (load regulation ratio of 0-100%)						
	Current	≤ 0.15% FS (load regulation ratio of 0-100% Uoc)						
Dynamic response time	Load adjustment time	≤ 2 ms (load adjustment from 10-100%)						
	Output voltage rise time	Max 30 ms (10 ~ 90% Full scale)						
	No-load voltage drop time	240ms						
	Full load voltage drop time	20ms						
Protection function	OTP, OVP, OCP, OPP, PF							
Communication interface	RS485 communication interface							
Work Environment	Working temperature: 0 ~ 50 °C, humidity: < 80%, no condensation, storage temperature: -20 ~ 70 °C, altitude: < 2000m							
Isolation withstand voltage	1000 VDC (output to earth)							

Four Channel DC Power Supply MPS-4 Series



- 4 in 1, easy to install and takes up small space
- Each channel is independently adjustable and isolated from each other
- Voltage compensation function to ensure accuracy
- Linear power supply, low ripple
- Panel operation, it is convenient to be used independently

Standard SENSE RS-232 Optional LAN RS-485 USB * Selected optional interface → replaces standard

Model	MPS-3054	MPS-30104	MPS-6034	MPS-6054	
Rated input voltage	AC 220V±10% 50Hz				
Rated output voltage	0~30V*4CH	0~30V*4CH	0~60V*4CH	0~60V*4CH	
Rated output current	0~5A*4CH	0~10A*4CH	0~3A*4CH	0~5A*4CH	
Rated output power	600W	1200W	720W	1200W	
Transformation method	Linear power supply				
Load regulation rate	Voltage	≤0.02%+5mV			
	Current	≤0.02%+5mA			
Line regulation	Voltage	≤0.02%+5mV			
	Current	≤0.02%+5mA			
Set value resolution	Voltage	1mV			
	Current	0.1mA			
Setting accuracy (25°C±5°C)	Voltage	≤0.05%+5digits			
	Current	≤0.05%+2mA			
Readback resolution	Voltage	1mV			
	Current	0.1mA			
Readback accuracy	Voltage	≤0.05%+5digits			
	Current	≤0.05%+2mA			
Ripple and noise	Voltage	≤2mV(rms)	≤5mV(rms)	≤2mV(rms)	≤2mV(rms)
	Current	≤5mA(rms)	≤5mA(rms)	≤5mA(rms)	≤5mA(rms)
Temperature Coefficient	Operating environment	0 ~ 40 °C ≤ 80% RH			
	Storage environment	-15 ~ 70 °C ≤ 80% RH			
Interface	Standard	RS232			
Size (W*H*D)	mm	480*142*370			
weight	kg	23	28	23	28

Four Channel DC Power Supply MPS-4A Series



Features

- 4 in 1, easy to install and takes up small space
- Each channel is independently adjustable and isolated from each other
- Voltage compensation function to ensure accuracy
- Linear power supply, low ripple
- Panel operation, it is convenient to be used independently
- Different specifications can be combined arbitrarily

Standard RS-232 SENSE Optional LAN RS-485 USB * Selected optional interface → replaces standard

Model	MPS-3034A	MPS-3054A	MPS-6034A	
Rated input voltage	AC 220V±10% 50Hz			
Rated output voltage	0~30V*4CH	0~30V*4CH	0~60V*4CH	
Rated output current	0~3A*4CH	0~5A*4CH	0~3A*4CH	
Rated output power	360W	600W	720W	
Transformation method	Linear power supply			
Load regulation rate	Voltage	≤0.02%+5mV		
	Current	≤0.02%+5mA		
Line regulation	Voltage	≤0.02%+5mV		
	Current	≤0.02%+5mA		
Set value resolution	Voltage	1mV		
	Current	0.1mA		
Setting accuracy (25°C±5°C)	Voltage	≤0.05%+5digits		
	Current	≤0.2%+2mA		
Readback resolution	Voltage	1mV		
	Current	0.1mA		
Readback accuracy	Voltage	≤0.05%+5digits		
	Current	≤0.2%+2mA		
Ripple and noise	Voltage	3mVrms		
	Current	3mA rms		
Temperature Coefficient	Operating environment	0 ~ 40 °C ≤ 80% RH		
	Storage environment	-15 ~ 70 °C ≤ 80% RH		
Interface	Standard	RS232		
Size (W*H*D)	mm	440*90*340		
weight	kg	25	22	25

Multi Channel DC Power Supply

MFP-3000 Series



Features


- 4-channel and maximum total output power of 384W
- Each channel has a rated maximum power of 160W, a maximum output voltage of 32V, and a maximum output current of 10A
- List sequence output function
- Synchronous output, in synchronous mode, if any parameter is changed, the corresponding parameters of other channels will also change proportionally
- Electronic fuses. Limits for all protection functions can be configured separately for each channel, and the delay time of electronic fuses can be set
- Simulate battery charging curve function
- Remote voltage compensation function to ensure usage accuracy
- All channels have overload and short circuit protection
- OCP/OVP/OTP protection function
- Widely used in laboratory and ATE applications

Standard RS-232 SENSE USB LAN

Model	MFP-3003	MFP-3004
Rated input voltage	AC 110V/220V±10%	
Output	All channel outputs are currently isolated and ungrounded	
Rated output power	160W*3CH	160W*4CH
Rated output voltage	0-32V*3CH	0-32V*4CH
Rated output current	0-10A*3CH	0-10A*4CH
Variable pressure mode	Linear power supply	Linear power supply
Maximum voltage when connected in series	96V	128V
Maximum current when connected in parallel	30A	40A
Load regulation rate	Voltage	≤0.01% + 2 mV
	Current	≤0.01% + 250 μA
Power supply regulation	Voltage	≤0.01% + 2 mV
	Current	≤0.01% + 250 μA
Set value resolution	Voltage	1mV
	Current	< 1 A: 0.2mA; ≥ 1 A: 1 mA
Setting accuracy (25°C±5°C)	Voltage	≤0.05% + 5 mV
	Current	≤ 0.1% + 5 mA
Readback value resolution	Voltage	1mV
	Current	< 1 A: 0.2mA; ≥ 1 A: 1 mA
Readback accuracy (25°C±5°C)	Voltage	≤0.05% + 5 mV
	Current	≤ 0.1% + 2 mA
Ripple(20Hz-20MHz)	Voltage	≤1.5 mV (RMS)
	Current	≤1 mA (RMS)
Temperature	Operational environment	5 to 40°C ≤ 80% R.H
	Storage environment	-20 to 70°C ≤ 80% R.H
Sense compensate	Maximum voltage compensation	1V
Remote communication time	Handling	< 50 ms
	Response time	< 10 ms
Electronic fuse	Fuse delay	0 ms to 250 ms (10 ms step)
	Standard	RS-232+USB
Interface	Optional	LAN
	Size(W*H*D, mm)	mm
Net weight	kg	14kg

Five Channel DC Power Supply

MPS-5 Series



- 5 in 1, easy installation, small volume;
- Five channels are isolated
- Voltage compensation function improves accuracy
- 1mV/0.1mA high resolution
- Linear power supply, low ripple and noise
- Panel operation, it is convenient to be used independently
- Different specifications can be combined arbitrarily

Standard SENSE RS-232

Optional LAN RS-485 USB

* Selected optional interface→ replaces standard

Model	MPS-3035	MPS-3055	MPS-6035
Rated input voltage	AC220V/110V±10%		
Rated output voltage	0~30V*5CH	0~30V*5CH	0~60V*5CH
Rated output current	0~3A*5CH	0~5A*5CH	0~3A*5CH
Rated output power	450W	750W	900W
Transformation method	Linear power supply		
Load regulation rate	Voltage	≤0.02%+5mV	
	Current	≤0.02%+5mA	
Line regulation rate	Voltage	≤0.02%+5mV	
	Current	≤0.02%+5mA	
Set value resolution	Voltage	1mV	
	Current	0.1mA	
Setting accuracy (25°C±5°C)	Voltage	≤0.05%+5digits	
	Current	≤0.05%+2mA	
Readback resolution	Voltage	1mV	
	Current	0.1mA	
Readback accuracy	Voltage	≤0.05%+5digits	
	Current	≤0.05%+2mA	
Ripple and noise	Voltage	≤2mV(rms)	
	Current	≤5mA(rms)	
Temperature Coefficient	Operating environment	0 ~ 40 °C ≤ 80% RH	
	Storage environment	-15 ~ 70 °C ≤ 80% RH	
Interface	Standard	RS232	
Size (W*H*D)	mm	480*142*370	
weight	kg	25	

High-Power DC Power Supply

MPS-P Series



Features

- Sequence output function, convenient and easy to use.
- Data memory function, convenient and quick to call
- Slow-start circuit design for start-up has low surge current and high practicability
- The current can be easily preset without short circuit, subverting your use
- V/A can be set to adjust within an interval to prevent misoperation from damaging the measured object
- Power-on state memory settings
- The buzzer can be turned off and on
- One key to restore factory settings

Standard RS-232 SENSE

Optional LAN

* Selected optional interface → replaces standard

Model		MPS-3030P	MPS-3040P	MPS-3050P	MPS-5030P	MPS-6020P
Input voltage AC 220V/110V±10% 50Hz/60Hz						
Rated output	Voltage	0~30V	0~30V	0~30V	0~50V	0~60V
	Current	0~30A	0~40A	0~50A	0~30A	0~20A
	Power	900W	1200W	1500W	1500W	1200W
Load regulation rate	Voltage	≤0.02%+15mV	≤0.02%+15mV	≤0.02%+15mV	≤0.02%+15mV	≤0.02%+15mV
	Current	≤0.2%+10mA	≤0.2%+10mA	≤0.2%+10mA	≤0.2%+10mA	≤0.2%+10mA
Line regulation rate	Voltage	≤0.02%+15mV	≤0.02%+15mV	≤0.02%+15mV	≤0.02%+15mV	≤0.02%+15mV
	Current	≤0.2%+10mA	≤0.2%+10mA	≤0.2%+10mA	≤0.2%+10mA	≤0.2%+10mA
Set resolution	Voltage	1mV	1mV	1mV	1mV	1mV
	Current	1mA	1mA	1mA	1mA	1mA
Setting accuracy	Voltage	≤0.01%+10mV	≤0.01%+10mV	≤0.01%+10mV	≤0.01%+10mV	≤0.01%+10mV
	Current	≤0.1%+5mA	≤0.1%+5mA	≤0.1%+5mA	≤0.1%+5mA	≤0.1%+5mA
Readback resolution	Voltage	1mV	1mV	1mV	1mV	1mV
	Current	1mA	1mA	1mA	10mA	1mA
Readback accuracy	Voltage	≤0.01%+10mV	≤0.01%+10mV	≤0.01%+10mV	≤0.01%+10mV	≤0.01%+10mV
	Current	≤0.1%+5mA	≤0.1%+5mA	≤0.1%+5mA	≤0.1%+5mA	≤0.1%+5mA
Ripple and noise	Voltage	≤10mV(rms)				
	Current	≤10mA(rms)				
Working environment 0~40°C≤80%RH						
Dimensions (WxHxD)	mm	480*142*370				
Weight	kg	22	24	25	22	25

High-Power DC Power Supply

MPS-1800S Series



Standard RS-232 RS-485 SENSE

Features

- Simultaneous five digit display of voltage and current, precise and easy to use
- Adopting PWM modulation and high gain amplification circuit design, stable and reliable
- The panel has preset buttons that can preset voltage and current values
- Complete protection functions: OVP, OCP, OTP, Short circuit protection
- Key lock function
- Key components are imported to ensure long-term full load operation
- Remote voltage compensation function ensures usage accuracy

Model	Voltage	Current	Power
MPS-1800S-30-60	0-30.000V	0-60.000A	1800W
MPS-1800S-60-30	0-60.000V	0-30.000A	1800W
MPS-1800S-100-18	0-100.00V	0-18.000A	1800W
MPS-1800S-150-12	0-150.00V	0-12.000A	1800W
MPS-1800S-200-9	0-200.00V	0-9.0000A	1800W
MPS-1800S-300-6	0-300.00V	0-6.0000A	1800W
AC input	Single phase	AC220V±10%, 50Hz	
DC output	Output voltage	0V - rating	
	Output current	0A - rating	
	Output power	0W - rating	
Load regulation	Voltage	≤0.1%F.S+0.1%F.S	
	Current	≤0.1%F.S+0.1%F.S	
Setting value accuracy	Voltage	≤0.1%F.S+0.1%F.S	
	Current	≤0.1%F.S+0.1%F.S	
Readback value accuracy	Voltage	≤0.1%F.S+0.1%F.S	
	Current	≤0.1%F.S+0.1%F.S	
Ripple(20Hz-20MHz)	Voltage	Vrms≤0.2%F.S+50mV	
Dynamic response time(10% -90% load)			≤5mS
Display method			4 and a half digit meter (LED digital tube display)
Display resolution			Voltage0.001V/0.01V/0.1V,Current0.001A/0.01A/0.1A
Interface			RS232/RS485
Functional protection			OVP, OCP, OTP, Short circuit protection
Heat dissipation method			Adopting PWM speed regulating fan, air-cooled
Operating environment			Temperature 0 °C -40 °C; Humidity 10% -85% RH
Environment			Temperature -20 °C -70 °C; Humidity 10% -90% RH
Size (mm)			215×360×88 (W*D*H mm)
Weight (kg)			5.5KG
Note			The power cord and output cables are optional

High-Power DC Power Supply

MPS-3600S Series



Features

- Simultaneous five digit display of voltage and current, precise and easy to use
- Adopting PWM modulation and high gain amplification circuit design, stable and reliable
- The panel has preset buttons that can preset voltage and current values
- Complete protection functions: OVP, OCP, OTP, Short circuit protection
- Key lock function
- Key components are imported to ensure long-term full load operation
- Remote voltage compensation function ensures usage accuracy

Standard RS-232 RS-485 SENSE

Model	Voltage	Current	Power
MPS-3600S-30-120	0-30.000V	0-120.00A	3600W
MPS-3600S-60-60	0-60.000V	0-60.000A	3600W
MPS-3600S-100-36	0-100.00V	0-36.000A	3600W
MPS-3600S-150-24	0-150.00V	0-24.000A	3600W
MPS-3600S-200-18	0-200.00V	0-18.000A	3600W
MPS-3600S-300-12	0-300.00V	0-12.000A	3600W
MPS-3600S-600-6	0-600.00V	0-6.0000A	3600W
AC input	Single phase	AC220V±10%, 50Hz	
DC output	Output voltage	0V - rating	
	Output current	0A - rating	
	Output power	0W - rating	
Load regulation	Voltage	≤0.1%F.S+0.1%F.S	
	Current	≤0.1%F.S+0.1%F.S	
Setting value accuracy	Voltage	≤0.1%F.S+0.1%F.S	
	Current	≤0.1%F.S+0.1%F.S	
Readback value accuracy	Voltage	≤0.1%F.S+0.1%F.S	
	Current	≤0.1%F.S+0.1%F.S	
Ripple(20Hz-20MHz)	Voltage	Vrms≤0.2%F.S+50mV	
Dynamic response time(10% -90% load)	≤5mS		
Display method	4 and a half digit meter (LED digital tube display)		
Display resolution	Voltage0.001V/0.01V/0.1V,Current0.001A/0.01A/0.1A		
Interface	RS232/RS485		
Functional protection	OVP, OCP, OTP, Short circuit protection		
Heat dissipation method	Adopting PWM speed regulating fan, air-cooled		
Operating environment	Temperature 0 °C -40 °C; Humidity 10% -85% RH		
Environment	Temperature -20 °C -70 °C; Humidity 10% -90% RH		
Size (mm)	215×400×88 (W*D*H mm)		
Weight (kg)	7.5KG		
Note	The power cord and output cables are optional		

High-Power DC Power Supply

MPS-6000S Series



Features

- Simultaneous five digit display of voltage and current, precise and easy to use
- Adopting PWM modulation and high gain amplification circuit design, stable and reliable
- The panel has preset buttons that can preset voltage and current values
- Complete protection functions: OVP, OCP, OTP, Short circuit protection
- Key lock function
- Key components are imported to ensure long-term full load operation
- Remote voltage compensation function ensures usage accuracy

Standard RS-232 RS-485 SENSE

Model	Voltage	Current	Power
MPS-6000S-30-200	0-30.000V	0-200.00A	6000W
MPS-6000S-60-100	0-60.000V	0-100.00A	6000W
MPS-6000S-100-60	0-100.00V	0-60.000A	6000W
MPS-6000S-150-40	0-150.00V	0-40.000A	6000W
MPS-6000S-200-30	0-200.00V	0-30.000A	6000W
MPS-6000S-300-20	0-300.00V	0-20.000A	6000W
MPS-6000S-600-10	0-600.00V	0-10.000A	6000W
MPS-6000S-1000-6	0-1000.0V	0-6.0000A	6000W
MPS-6000S-1200-5	0-1200.0V	0-5.0000A	6000W
AC input	Uniphase: AC220V±10%, 50Hz		
DC output	Output voltage	0V - rating	
	Output current	0A - rating	
	Output power	0W - rating	
Load regulation	Voltage	≤0.1%F.S+0.1%F.S	
	Current	≤0.1%F.S+0.1%F.S	
Setting value accuracy	Voltage	≤0.1%F.S+0.1%F.S	
	Current	≤0.1%F.S+0.1%F.S	
Readback value accuracy	Voltage	≤0.1%F.S+0.1%F.S	
	Current	≤0.1%F.S+0.1%F.S	
Ripple(20Hz-20MHz)	Voltage	Vrms≤0.2%F.S+50mV	
Dynamic response time(10% -90% load)	≤5mS		
Display method	4 and a half digit meter (LED digital tube display)		
Display resolution	Voltage0.001V/0.01V/0.1V,Current0.001A/0.01A/0.1A		
Interface	RS232/RS485		
Functional protection	OVP, OCP, OTP, Short circuit protection		
Heat dissipation method	Adopting PWM speed regulating fan, air-cooled		
Operating environment	Temperature 0 °C -40 °C; Humidity 10% -85% RH		
Environment	Temperature -20 °C -70 °C; Humidity 10% -90% RH		
Size (mm)	430×500×88 (W*D*H mm)		
Weight (kg)	16KG		
Note	The power cord and output cables are optional		

High-Power DC Power Supply

MPS-7500S Series



Standard RS-232 RS-485 SENSE

Features

- Simultaneous five digit display of voltage and current, precise and easy to use
- Adopting PWM modulation and high gain amplification circuit design, stable and reliable
- The panel has preset buttons that can preset voltage and current values
- Complete protection functions: OVP, OCP, OTP, Short circuit protection
- Key lock function
- Key components are imported to ensure long-term full load operation
- Remote voltage compensation function ensures usage accuracy

Model	Voltage	Current	Power
MPS-7500S-30-250	0-30.000V	0-250.00A	7500W
MPS-7500S-60-125	0-60.000V	0-125.00A	7500W
MPS-7500S-100-75	0-100.00V	0-75.000A	7500W
MPS-7500S-150-50	0-150.00V	0-50.000A	7500W
MPS-7500S-200-36	0-200.00V	0-36.000A	7200W
MPS-7500S-300-25	0-300.00V	0-25.000A	7500W
MPS-7500S-600-12	0-600.00V	0-12.000A	7200W
MPS-7500S-1500-5	0-1500.0V	0-5.0000A	7500W
AC input	Three-phase	AC380V±10%, 50Hz	
DC output	Output voltage	0V - rating	
	Output current	0A - rating	
	Output power	0W - rating	
Load regulation	Voltage	≤0.1%FS+0.1%FS	
	Current	≤0.1%FS+0.1%FS	
Setting value accuracy	Voltage	≤0.1%FS+0.1%FS	
	Current	≤0.1%FS+0.1%FS	
Readback value accuracy	Voltage	≤0.1%FS+0.1%FS	
	Current	≤0.1%FS+0.1%FS	
Ripple(20Hz-20MHz)	Voltage	Vrms≤0.2%FS+50mV	
Dynamic response time(10% -90% load)	≤5mS		
Display method	4 and a half digit meter (LED digital tube display)		
Display resolution	Voltage0.001V/0.01V/0.1V,Current0.001A/0.01A/0.1A		
Interface	RS232/RS485		
Functional protection	OVP, OCP, OTP, Short circuit protection		
Heat dissipation method	Adopting PWM speed regulating fan, air-cooled		
Operating environment	Temperature 0 °C -40 °C; Humidity 10% -85% RH		
Environment	Temperature -20 °C -70 °C; Humidity 10% -90% RH		
Size (mm)	430×500×88 (W*D*H mm)		
Weight (kg)	16KG		
Note	The power cord and output cables are optional		

High-Power DC Power Supply

MPS-10000S Series



Standard RS-232 RS-485 SENSE

Features

- Simultaneous five digit display of voltage and current, precise and easy to use
- Adopting PWM modulation and high gain amplification circuit design, stable and reliable
- The panel has preset buttons that can preset voltage and current values
- Complete protection functions: OVP, OCP, OTP, Short circuit protection
- Key lock function
- Key components are imported to ensure long-term full load operation
- Remote voltage compensation function ensures usage accuracy

Model	Voltage	Current	Power
MPS-10000S-100-100	0-100.00V	0-100.00A	10000W
MPS-10000S-200-50	0-200.00V	0-50.000A	10000W
MPS-10000S-1000-10	0-1000.0V	0-10.000A	10000W
MPS-10000S-2000-5	0-2000.0V	0-5.0000A	10000W
AC input	Three-phase	AC380V±10%, 50Hz	
DC output	Output voltage	0V - rating	
	Output current	0A - rating	
	Output power	0W - rating	
Load regulation	Voltage	≤0.1%FS+0.1%FS	
	Current	≤0.1%FS+0.1%FS	
Setting value accuracy	Voltage	≤0.1%FS+0.1%FS	
	Current	≤0.1%FS+0.1%FS	
Readback value accuracy	Voltage	≤0.1%FS+0.1%FS	
	Current	≤0.1%FS+0.1%FS	
Ripple(20Hz-20MHz)	Voltage	Vrms≤0.2%FS+50mV	
Dynamic response time(10% -90% load)	≤5mS		
Display method	4 and a half digit meter (LED digital tube display)		
Display resolution	Voltage0.001V/0.01V/0.1V,Current0.001A/0.01A/0.1A		
Interface	RS232/RS485		
Functional protection	OVP, OCP, OTP, Short circuit protection		
Heat dissipation method	Adopting PWM speed regulating fan, air-cooled		
Operating environment	Temperature 0 °C -40 °C; Humidity 10% -85% RH		
Environment	Temperature -20 °C -70 °C; Humidity 10% -90% RH		
Size (mm)	430×560×132 (W*D*H mm)		
Weight (kg)	26KG		
Note	The power cord and output cables are optional		

High-Power DC Power Supply

MPS-12000S Series



Standard RS-232 RS-485 SENSE

Features

- Simultaneous five digit display of voltage and current, precise and easy to use
- Adopting PWM modulation and high gain amplification circuit design, stable and reliable
- The panel has preset buttons that can preset voltage and current values
- Complete protection functions: OVP, OCP, OTP, Short circuit protection
- Key lock function
- Key components are imported to ensure long-term full load operation
- Remote voltage compensation function ensures usage accuracy

Model	Voltage	Current	Power
MPS-12000S-30-400	0-30.000V	0-400.00A	12000W
MPS-12000S-60-200	0-60.000V	0-200.00A	12000W
MPS-12000S-150-80	0-150.00V	0-80.000A	12000W
MPS-12000S-300-40	0-300.00V	0-40.000A	12000W
MPS-12000S-600-20	0-600.00V	0-20.000A	12000W
AC input	Three-phase	AC380V±10%, 50Hz	
DC output	Output voltage	0V - rating	
	Output current	0A - rating	
	Output power	0W - rating	
Load regulation	Voltage	≤0.1%FS+0.1%FS	
	Current	≤0.1%FS+0.1%FS	
Setting value accuracy	Voltage	≤0.1%FS+0.1%FS	
	Current	≤0.1%FS+0.1%FS	
Readback value accuracy	Voltage	≤0.1%FS+0.1%FS	
	Current	≤0.1%FS+0.1%FS	
Ripple(20Hz-20MHz)	Voltage	Vrms≤0.2%FS+50mV	
Dynamic response time(10% -90% load)	≤5mS		
Display method	4 and a half digit meter (LED digital tube display)		
Display resolution	Voltage0.001V/0.01V/0.1V,Current0.001A/0.01A/0.1A		
Interface	RS232/RS485		
Functional protection	OVP, OCP, OTP, Short circuit protection		
Heat dissipation method	Adopting PWM speed regulating fan, air-cooled		
Operating environment	Temperature 0 °C -40 °C; Humidity 10% -85% RH		
Environment	Temperature -20 °C -70 °C; Humidity 10% -90% RH		
Size (mm)	430×560×132 (W*D*H mm)		
Weight (kg)	26KG		
Note	The power cord and output cables are optional		

High-Power DC Power Supply

MPS-15000S Series



Standard RS-232 RS-485 SENSE

Features

- Simultaneous five digit display of voltage and current, precise and easy to use
- Adopting PWM modulation and high gain amplification circuit design, stable and reliable
- The panel has preset buttons that can preset voltage and current values
- Complete protection functions: OVP, OCP, OTP, Short circuit protection
- Key lock function
- Key components are imported to ensure long-term full load operation
- Remote voltage compensation function ensures usage accuracy

Model	Voltage	Current	Power
MPS-15000S-30-500	0-30.000V	0-500.00A	15000W
MPS-15000S-60-250	0-60.000V	0-250.00A	15000W
MPS-15000S-100-150	0-100.00V	0-150.00A	15000W
MPS-15000S-150-100	0-150.00V	0-100.00A	15000W
MPS-15000S-200-75	0-200.00V	0-75.000A	15000W
MPS-15000S-300-50	0-300.00V	0-50.000A	15000W
MPS-15000S-600-25	0-600.00V	0-25.000A	15000W
MPS-15000S-1000-15	0-1000.0V	0-15.000A	15000W
MPS-15000S-1500-10	0-1500.0V	0-10.000A	15000W
AC input	Three-phase	AC380V±10%, 50Hz	
DC output	Output voltage	0V - rating	
	Output current	0A - rating	
	Output power	0W - rating	
Load regulation	Voltage	≤0.1%FS+0.1%FS	
	Current	≤0.1%FS+0.1%FS	
Setting value accuracy	Voltage	≤0.1%FS+0.1%FS	
	Current	≤0.1%FS+0.1%FS	
Readback value accuracy	Voltage	≤0.1%FS+0.1%FS	
	Current	≤0.1%FS+0.1%FS	
Ripple(20Hz-20MHz)	Voltage	Vrms≤0.2%FS+50mV	
Dynamic response time(10% -90% load)	≤5mS		
Display method	4 and a half digit meter (LED digital tube display)		
Display resolution	Voltage0.001V/0.01V/0.1V,Current0.001A/0.01A/0.1A		
Interface	RS232/RS485		
Functional protection	OVP, OCP, OTP, Short circuit protection		
Heat dissipation method	Adopting PWM speed regulating fan, air-cooled		
Operating environment	Temperature 0 °C -40 °C; Humidity 10% -85% RH		
Environment	Temperature -20 °C -70 °C; Humidity 10% -90% RH		
Size (mm)	430×560×132 (W*D*H mm)		
Weight (kg)	26KG		
Note	The power cord and output cables are optional		

High-Power Dual Channel DC Power Supply

MPS-1802S Series



Features

- Simultaneous five digit display of voltage and current, precise and easy to use
- Adopting PWM modulation and high gain amplification circuit design, stable and reliable
- The panel has preset buttons that can preset voltage and current values
- Complete protection functions: OVP, OCP, OTP, Short circuit protection
- Key lock function
- Key components are imported to ensure long-term full load operation
- Remote voltage compensation function ensures usage accuracy

Standard RS-232 RS-485 SENSE

Model	Voltage	Current	Power
MPS-1802S-30-60	0-30.000V	0-60.000A	1800W*2
MPS-1802S-60-30	0-60.000V	0-30.000A	1800W*2
MPS-1802S-100-18	0-100.00V	0-18.000A	1800W*2
MPS-1802S-150-12	0-150.00V	0-12.000A	1800W*2
MPS-1802S-200-9	0-200.00V	0-9.0000A	1800W*2
MPS-1802S-300-6	0-300.00V	0-6.0000A	1800W*2
AC input	Single phase	AC220V±10%, 50Hz	
DC output	Output voltage	0V - rating	
	Output current	0A - rating	
	Output power	0W - rating	
	Load regulation	Voltage	≤0.1%F.S+0.1%F.S
	Current	≤0.1%F.S+0.1%F.S	
Setting value accuracy	Voltage	≤0.1%F.S+0.1%F.S	
	Current	≤0.1%F.S+0.1%F.S	
Readback value accuracy	Voltage	≤0.1%F.S+0.1%F.S	
	Current	≤0.1%F.S+0.1%F.S	
Ripple(20Hz-20MHz)	Voltage	Vrms≤0.2%F.S+50mV	
Dynamic response time(10% -90% load)	≤5mS		
Display method	4 and a half digit meter (LED digital tube display)		
Display resolution	Voltage0.001V/0.01V/0.1V,Current0.001A/0.01A/0.1A		
Interface	RS232/RS485		
Functional protection	OVP, OCP, OTP, Short circuit protection		
Heat dissipation method	Adopting PWM speed regulating fan, air-cooled		
Operating environment	Temperature 0 °C -40 °C; Humidity 10% -85% RH		
Environment	Temperature -20 °C -70 °C; Humidity 10% -90% RH		
Size (mm)	430×420×88 (W*D*H mm)		
Weight (kg)	11KG		
Note	The power cord and output cables are optional		

High-Power Dual Channel DC Power Supply

MPS-3602S Series



Features

- Simultaneous five digit display of voltage and current, precise and easy to use
- Adopting PWM modulation and high gain amplification circuit design, stable and reliable
- The panel has preset buttons that can preset voltage and current values
- Complete protection functions: OVP, OCP, OTP, Short circuit protection
- Key lock function
- Key components are imported to ensure long-term full load operation
- Remote voltage compensation function ensures usage accuracy

Standard RS-232 RS-485 SENSE

Model	Voltage	Current	Power
MPS-3602S-30-120	0-30.000V	0-120.00A	3600W*2
MPS-3602S-60-60	0-60.000V	0-60.000A	3600W*2
MPS-3602S-100-36	0-100.00V	0-36.000A	3600W*2
MPS-3602S-150-24	0-150.00V	0-24.000A	3600W*2
MPS-3602S-200-18	0-200.00V	0-18.000A	3600W*2
MPS-3602S-300-12	0-300.00V	0-12.000A	3600W*2
MPS-3602S-600-6	0-600.00V	0-6.0000A	3600W*2
AC input	Single phase	AC220V±10%, 50Hz	
DC output	Output voltage	0V - rating	
	Output current	0A - rating	
	Output power	0W - rating	
	Load regulation	Voltage	≤0.1%F.S+0.1%F.S
	Current	≤0.1%F.S+0.1%F.S	
Setting value accuracy	Voltage	≤0.1%F.S+0.1%F.S	
	Current	≤0.1%F.S+0.1%F.S	
Readback value accuracy	Voltage	≤0.1%F.S+0.1%F.S	
	Current	≤0.1%F.S+0.1%F.S	
Ripple(20Hz-20MHz)	Voltage	Vrms≤0.2%F.S+50mV	
Dynamic response time(10% -90% load)	≤5mS		
Display method	4 and a half digit meter (LED digital tube display)		
Display resolution	Voltage0.001V/0.01V/0.1V,Current0.001A/0.01A/0.1A		
Interface	RS232/RS485		
Functional protection	OVP, OCP, OTP, Short circuit protection		
Heat dissipation method	Adopting PWM speed regulating fan, air-cooled		
Operating environment	Temperature 0 °C -40 °C; Humidity 10% -85% RH		
Environment	Temperature -20 °C -70 °C; Humidity 10% -90% RH		
Size (mm)	430×400×88 (W*D*H mm)		
Weight (kg)	15KG		
Note	The power cord and output cables are optional		

High-Power Wide Range DC Power Supply

WPS-S Series



Features

- The speed of the rising and falling edges of the output is adjustable
- Built in function generator
- Master slave mode supports parallel connection
- Support OVP, OCP, OPP, OTP protection, support SENSE terminal reverse connection protection
- Equipped with discharge circuit (Uout<10V within 1 second)
- List sequence programming function
- Power absorption function
- Output end backpressure protection (optional)
- Built in remote analog control interface
- Support for SCPI instruction language
- High brightness color LCD display screen
- SENSE remote voltage compensation function

Standard USB/LAN+RS-232/RS-485 +SENSE

Optional Analog control

1.5KW Series

(Weight:10.8kg Size:482*455*88mm)

Model	Voltage	Current	Power	Ripple
WPS-1500S-35-100	0-35V	0-100A	1500W	10mVrms
WPS-1500S-40-60	0-40V	0-60A	1500W	10mVrms
WPS-1500S-60-75	0-60V	0-75A	1500W	10mVrms
WPS-1500S-80-60	0-80V	0-60A	1500W	10mVrms
WPS-1500S-100-50	0-100V	0-50A	1500W	20mVrms
WPS-1500S-200-25	0-200V	0-25A	1500W	20mVrms
WPS-1500S-360-15	0-360V	0-15A	1500W	40mVrms
WPS-1500S-500-10	0-500V	0-10A	1500W	50mVrms
WPS-1500S-750-7	0-750V	0-7A	1500W	50mVrms
WPS-1500S-1000-5	0-1000V	0-5A	1500W	100mVrms

3KW Series

(Weight:13.5kg Size:482*455*88mm)

Model	Voltage	Current	Power	Ripple
WPS-3000S-35-200	0-35V	0-200A	3000W	10mVrms
WPS-3000S-40-120	0-40V	0-120A	3000W	10mVrms
WPS-3000S-60-150	0-60V	0-150A	3000W	10mVrms
WPS-3000S-80-120	0-80V	0-120A	3000W	10mVrms
WPS-3000S-100-100	0-100V	0-100A	3000W	20mVrms
WPS-3000S-200-50	0-200V	0-50A	3000W	20mVrms
WPS-3000S-360-30	0-360V	0-30A	3000W	40mVrms
WPS-3000S-500-20	0-500V	0-20A	3000W	50mVrms
WPS-3000S-750-14	0-750V	0-14A	3000W	50mVrms
WPS-3000S-1000-10	0-1000V	0-10A	3000W	100mVrms

High-Power Wide Range DC Power Supply

WPS-S Series

Model	WPS-S Series	
Rated input	Single phase 220VAC±10% 45-66Hz	
DC output	Voltage	0V~rated value
	Current	0A~rated value
	Power	0W~rated value
	Efficiency	≤92%
Setting value accuracy	Voltage	≤ ± (0.05%+0.04% FS)
	Current	≤ ± (0.15%+0.1% FS)
	Power	≤ ± 0.8% FS
Readback value accuracy	Voltage	≤ ± (0.05%+0.04% FS)
	Current	≤ ± (0.15%+0.1% FS)
	Power	≤ ± 0.8% FS
Source effect	Voltage	≤ 0.02% FS (± 10% Δ UAC input)
	Current	≤ 0.05% FS (± 10% Δ UAC input)
Load effect	Voltage	≤ 0.05% FS (0-100% load adjustment rate)
	Current	0.15% FS (load adjustment rate of 0-100% Δ UDC)
	Specifications	Built in 15-pin D-Sub female plug, electrically isolated
Analog interface	Signal range	0~5V or 0~10V (switchable)
	U/I/P accuracy	0~10V: ≤ 0.2% FS 0~5V: ≤ 0.4% FS
Dynamic response time(10% -90% load)	Load adjustment time	≤ 2ms (load adjusted from 10 to 100%)
	Output voltage rise time	30ms
Functional protection	OTP, OVP, OCP, OPP, PF	
Interface	RS232/RS485/USB/LAN and other communication interfaces	
Parallel operation	Realizable, can connect up to 10 products (via shared bus) through real master-slave operation	
Operating environment	Working temperature: 0-50 °C, humidity: <80%, storage temperature: -20~70 °C, altitude: <2000m	
Note	The power cord and output cables are optional	

High-Power Wide Range DC Power Supply

WPS-S Series



Features

- The speed of the rising and falling edges of the output is adjustable
- Built in function generator
- Master slave mode supports parallel connection
- Support OVP, OCP, OPP, OTP protection, support SENSE terminal reverse connection protection
- SENSE remote voltage compensation function
- Equipped with discharge circuit (Uout<10V within 1 second)
- List sequence programming function
- Power absorption function
- Output end backpressure protection (optional)
- Built in remote analog control interface
- Support for SCPI instruction language
- High brightness color LCD display screen

Standard LAN+RS-232/RS-485

5-6KW Series

(Weight:25kg Size:482*660*132mm)

Model	Voltage	Current	Power	Ripple
WPS-5000S-80-170	0-80V	0-170A	5000W	15mVrms
WPS-6000S-300-75	0-300V	0-75A	6000W	40mVrms
WPS-6000S-500-40	0-500V	0-40A	6000W	50mVrms
WPS-6000S-800-25	0-800V	0-25A	6000W	75mVrms
WPS-6000S-1000-15	0-1000V	0-15A	6000W	100mVrms

10-12KW Series

(Weight:35kg Size:482*660*132mm)

Model	Voltage	Current	Power	Ripple
WPS-10000S-80-340	0-80V	0-340A	10000W	15mVrms
WPS-12000S-300-150	0-300V	0-150A	12000W	40mVrms
WPS-12000S-500-80	0-500V	0-80A	12000W	50mVrms
WPS-12000S-800-50	0-800V	0-50A	12000W	75mVrms
WPS-12000S-1000-30	0-1000V	0-30A	12000W	100mVrms
WPS-12000S-1500-25	0-1500V	0-25A	12000W	150mVrms

15-18KW Series

(Weight:45kg Size:482*660*132mm)

Model	Voltage	Current	Power	Ripple
WPS-15000S-80-510	0-80V	0-510A	15000W	15mVrms
WPS-18000S-300-225	0-300V	0-225A	18000W	40mVrms
WPS-18000S-500-120	0-500V	0-120A	18000W	50mVrms
WPS-18000S-800-75	0-800V	0-75A	18000W	75mVrms
WPS-18000S-1000-45	0-1000V	0-45A	18000W	100mVrms
WPS-18000S-1500-40	0-1500V	0-40A	18000W	150mVrms
WPS-18000S-2250-25	0-2250V	0-25A	18000W	225mVrms

High-Power Wide Range DC Power Supply

WPS-S Series

Model	WPS-S Series	
Rated input	Three phase 380VAC ± 10% 47-63Hz	
DC output	Voltage	0V~rated value
	Current	0A~rated value
	Power	0W~rated value
	Efficiency	≤92%
Setting value accuracy	Voltage	≤ ± (0.05%+0.04% FS)
	Current	≤ ± (0.15%+0.1% FS)
	Power	≤ ± 0.8% FS
Readback value accuracy	Voltage	≤ ± (0.05%+0.04% FS)
	Current	≤ ± (0.15%+0.1% FS)
	Power	≤ ± 0.8% FS
Source effect	Voltage	≤ 0.02% FS (± 10% Δ UAC input)
	Current	≤ 0.05% FS (± 10% Δ UAC input)
Load effect	Voltage	≤ 0.05% FS (0-100% load adjustment rate)
	Current	0.15% FS (load adjustment rate of 0-100% Δ UDC)
	Specifications	Built in 15-pin D-Sub female plug, electrically isolated
Analog interface	Signal range	0~5V or 0~10V (switchable)
	U/I/P accuracy	0~10V: ≤ 0.2% FS 0~5V: ≤ 0.4% FS
Dynamic response time(10% -90% load)	Load adjustment time	≤ 2ms (load adjusted from 10 to 100%)
	Output voltage rise time	Maximum 50ms (10~90% full scale)
Functional protection	OTP, OVP, OCP, OPP, PF	
Interface	RS232/RS485/USB/LAN and other communication interfaces	
Parallel operation	Realizable, can connect up to 10 products (via shared bus) through real master-slave operation	
Operating environment	Working temperature: 0-50 °C, humidity:<80%, storage temperature: -20~70 °C, altitude:<2000m	
Note	The power cord and output cables are optional	

Bidirectional programmable DC power supply

MPB Series



Standard RS-232

Optional CAN RS-485 LAN

Features

- Integrated design of source and carrier, bidirectional energyflow
- Feedback efficiency up to 95%,green and environmentallyfriendly, energy-saving and consumption reducing
- The maximum voltage of a single machine is 2250V, and themaximum power of a single machine is 30kW
- Capable of parallel operation and expanding output power
- Equipped with constant voltage (CV), constant current (CC)constant power(CP),and constant resistance(CR) mode
- Complete protection functions: OVP, OCP, OPP, OTP, and inputs
- Overvoltage and undervoltage protection, etc
- Equipped with photovoltaic array simulation function
- Equipped with battery simulation function
- Equipped with battery charging and discharging functions
- Implement multiple standard automotive power grid curves
- Equipped with the "black box" function, it automaticallyrecords the operation in case of abnormalities
- Parameters for easy later viewing and maintenance

Model		MPB Series
Input range	Phase number	Three phase three wire+PE
	Voltage	AC:342 ~ 528V
	Frequency	45 ~ 66Hz
	Power factor	≥0.99
	Feedback efficiency	≤95% (100V models: ≤93%)
Output range	Voltage	0V~rated value
	Current	0A~ rated value
	Power	0W~ rated value
Set accuracy	Voltage	±(0.03%+0.02%FS)
	Current	±(0.05%+0.05%FS)
	Power	±0.4FS
Read back value accuracy	Voltage	±(0.03%+0.02%FS)
	Current	±(0.05%+0.05%FS)
	Power	±0.4FS
Source effect	Voltage	≤0.02%FS (±10% ΔUAC input)
	Current	≤0.05%FS (±10% ΔUAC input)
Load effect	Voltage	≤0.05%FS (0-100% load regulation rate)
	Current	≤0.15%FS (0-100% ΔUDC load regulation rate)
Analog interface	Specification	Built-in 15-pin D-Sub female connector, galvanic isolation
	Signal range	0~5V or 0~10V (switchable)
	U//P accuracy	0~10V: ≤0.2%FS; 0~5V: ≤0.4%FS
Dynamic respnse time	Load regulation settling Time	2ms
	Output voltage rise time	20ms (10~90% full scale)
	Forward/reverse switch speed	2ms (+90% ~ -90%)
Protection function		OTP, OVP, OCP, OPP, PF
Communication interface		RS232/RS485/CAN/LAN and other communication interfaces
Parallel operation		Achievable; via true master-slave operation, up to 36 units can be connected (via shared bus)
Operating environment		Operating temperature: 0~50 C, Humidity: <80%, non-condensing; Storage temperature: -20~70 C, Altitude: <2000m
Isolation withstand voltage		1000VDC (output to earth)

Bidirectional programmable DC power supply

MPB Series

5KW Series

(Weight:25kg Size:482×670×132mm)

Model	Voltage	Current	Power	Ripple
MPB-5000S-100-170	0~100V	-170~170A	-5kW~5kW	15mVrms

6KW Series

(Weight:25kg Size:482×670×132mm)

Model	Voltage	Current	Power	Ripple
MPB-6000S-300-75	0~300V	-75~75A	-6kW~6kW	40mVrms
MPB-6000S-500-40	0~500V	-40~40A	-6kW~6kW	50mVrms
MPB-6000S-800-25	0~800V	-25~25A	-6kW~6kW	75mVrms

10KW Series

(Weight:35kg Size:482×670×132mm)

Model	Voltage	Current	Power	Ripple
MPB-10000S-100-340	0~100V	-340~340A	-10kW~10kW	15mVrms

12KW Series

(Weight:35kg Size:482×670×132mm)

Model	Voltage	Current	Power	Ripple
MPB-12000S-300-150	0-300V	-150~150A	-12kW~12kW	40mVrms
MPB-12000S-500-80	0-500V	-80~80A	-12kW~12kW	50mVrms
MPB-12000S-800-50	0-800V	-50~50A	-12kW~12kW	75mVrms
MPB-12000S-1000-40	0-1000V	-40~40A	-12kW~12kW	100mVrms
MPB-12000S-1500-25	0-1500V	-25~25A	-12kW~12kW	150mVrms

15KW Series

(Weight:45kg Size:482×670×132mm)

Model	Voltage	Current	Power	Ripple
MPB-15000S-100-510	0~100V	-510~510A	-15kW~15kW	15mVrms

18KW Series

(Weight:45kg Size:482×670×132mm)

Model	Voltage	Current	Power	Ripple
MPB-18000S-300-225	0-300V	-225~225A	--18kW~18kW	40mVrms
MPB-18000S-500-120	0-500V	-120~120A	-18kW~18kW	50mVrms
MPB-18000S-800-75	0-800V	-75~75A	-18kW~18kW	75mVrms
MPB-18000S-1000-75	0-1000V	-75~75A	-18kW~18kW	100mVrms
MPB-18000S-1500-40	0-1500V	-40~40A	-18kW~18kW	150mVrms
MPB-18000S-2250-25	0-2250V	-25~25A	-18kW~18kW	225mVrms

Battery simulator

MBP-2100 Series



Features

- Voltage range: 0~20V
- Current range:+12A
- Voltage rise and fall time<50us
- Current accuracy up to 1uA
- High precision DVM, cost-effective and convenient
- Front and rear wiring, desktop and integration are more convenient
- Support battery simulation, internal resistance simulation, SOC simulation, fault simulation and other functions
- Equipped with digital I/O and supports triggering tests

Applications

- Battery protection board testing
- Research and testing of portable consumer electronics products
- Production testing of electric tool products
- Testing of battery powered, low-power power supply products
- Battery maintenance equipment testing

Standard LAN RS232

Model	MBP-2101	MBP-2102	MBP-2103
Current	-8A ~ 8A	-10A ~ 10A	-12A ~ 12A
Voltage	20 V		
Power	160 W	200 W	240 W
Number of channels	1	1	1
Constant Voltage Mode			
Range	0 V ~ 20 V		
Set resolution	0.1 mV		
Set precision	≤0.01%+2mV		
Readback resolution	≤0.1mV		
Readback accuracy	≤0.01%+2mV		
Current measurement			
Range	-8A ~ 8A	-10A ~ 10A	-12A ~ 12A
Resolution	0.1 mA		
Precision	≤0.05%+4 mA		
Range	-50 mA ~ 50 mA		
Resolution	0.1μA		
Precision	≤5μA		
DVM function			
Measure voltage range	-30V ~ 30V		
Measurement resolution	0.1 mV		
Measurement accuracy	≤±0.01%F.S+2 mV		
Other parameters			
Rise time at full load	≤5 ms	≤5 ms	≤5 ms
Drop time at full load	≤4 ms	≤4 ms	≤4 ms
Ripple	Vpp	≤27 mV	≤27 mV
	rms	≤4 mV	≤4 mV
Transient response	≤3.5 ms	≤3.7 ms	≤4 ms
Internal resistance	2000mΩ		
Compensation voltage	1 V		
Power consumption	No-load	14 W	16 W
	Fully loaded	250 W	260 W
Temperature	Operation	0 to 40°C ≤ 80% R.H.	
	Store	-17 to 70°C ≤ 80% R.H.	
size	mm	260*123*430	
	W*H*D		
Net weight	kg	4.8	4.8
Packing dimensions	mm	330*220*530	
	W*H*D		
Packing weight	kg	6.2	6.2
communication interface	Standard: RS-232 , LAN		
Factory accessories	User manual * 1 ,Product factory report * 1, Test line * 1/* 2, Communication cable * 1 ,Power cable * 1		

Two Channel battery simulator

MBP-2200 Series



Features

- Voltage rise and fall time<50us
- Current accuracy up to 1uA
- High precision DVM, cost-effective and convenient
- Front and rear wiring, desktop and integration are more convenient
- Support battery simulation, internal resistance simulation, SOC simulation, fault simulation and other functions
- Equipped with digital I/O and supports triggering tests

Applications

- Battery protection board testing
- Research and testing of portable consumer electronics products
- Production testing of electric tool products
- Testing of battery powered, low-power power supply products
- Battery maintenance equipment testing

Standard LAN RS232

Model	MBP-2201	MBP-2202	MBP-2203	MBP-2204
Current	-1A ~ 1A	-2A ~ 2A	-3A ~ 3A	-3A ~ 3A / -5 ~ 5A
Voltage	6 V			20V/10V
Power	6 W	12 W	18 W	60 W
Number of channels	2	2	2	2
Constant Voltage Mode				
Range	0 V ~ 6 V			0 V ~ 20 V
Set resolution	0.1 mV			
Set precision	≤0.01%+2mV			
Readback resolution	≤0.1mV			
Readback accuracy	≤0.01%+2mV			
Current measurement				
Range	-1A ~ 1A	-2A ~ 2A	-3A ~ 3A	-3A ~ 3A / -5 ~ 5A
Resolution	0.1 mA			
Precision	≤2 mA			
Range	-50 mA ~ 50 mA			
Resolution	0.1μA			
Precision	≤5μA			≤10μA
DVM function				
Measure voltage range	-30V ~ 30V			
Measurement resolution	0.1 mV			
Measurement accuracy	≤±0.01%F.S+2 mV			
Other parameters				
Rise time at full load	≤1 ms	≤1 ms	≤1 ms	≤2 ms
Drop time at full load	≤2 ms	≤2 ms	≤2 ms	≤2 ms
Ripple	Vpp	≤25 mV	≤25 mV	≤28 mV
	rms	≤3mV	≤3 mV	≤5 mV
Transient response	≤1.5 ms	≤1.5 ms	≤2 ms	≤5.5 ms
Internal resistance	2000mΩ			
Compensation voltage	1 V			
Power consumption	No-load	15 W	15 W	17 W
	Fully loaded	80 W	80 W	90 W
Temperature	Operation	0 to 40°C ≤ 80% R.H.		
	Store	-17 to 70°C ≤ 80% R.H.		
size	mm	260*123*430		
	W*H*D			
Net weight	kg	4.4	4.4	4.6
Packing dimensions	mm	330*220*530		
	W*H*D			
Packing weight	kg	5.9	5.9	6.1
communication interface	Standard: RS-232 , LAN			
Factory accessories	User manual * 1 ,Product factory report * 1, Test line * 1/* 2, Communication cable * 1 ,Power cable * 1			

Economic AC Power Source

APS-4000 Series



- The advanced direct digital frequency synthesizer (DDS) waveform is used to achieve high frequency stability, good continuity and accurate measurement
- Keyboard shortcuts: 110V, 220V, 50Hz, 60Hz quick switch
- Key LOCK function prevents inadvertent touch
- With key lock M1, M2, M3, M4 and M5 five sets of memory, can store the commonly used voltage V and frequency F, easy to recall them by one key
- Push-down infinite coding knob switch, adjusting cursor position by pressing the knob.
- Four window five digit display, display voltage V, frequency F, current I, power P, power factor PF simultaneously, and more accurate.

- Measuring function: voltage, current, frequency, power, power factor
- Strong overload capacity, 300% overload 2s;
- Intelligent alarming function: automatically judge the cause of failure and situation, as well as display the code when alarming is reported;
- Equipped with 100% load and unload function, the voltage stabilizing reaction time is within 20ms
- Output voltage 0-150.00V, 0-300.00V
- Output frequency 45.00-250.00Hz
- Input and output are isolated
- Has soft start function to avoid the damage to power supply caused by the instantaneous impulse current of the load (such as motor) when power on.

Model	APS-4000A	APS-4000B	APS-4000C
Capacity	350VA	700VA	1200VA
Working mode	SPWM		
The input			
Number of phase	1Φ2W		
Voltage	220V±10%		
Frequency	47Hz-63Hz		
The output			
Number of phase	1Φ2W		
Voltage	0-150VAC/0-300VAC AUTO		
Frequency	45-250Hz (0.1Step)		
Maximum current	L=120V	3A	6A
	H=240V	1.5A	3A
Load regulation	1%		
T.H.D	2% Low grade 120V, high grade 240V, with pure resistive load		
Frequency stability	0.01%		
Display	Vrms, Arms, Fre, Wattage, PF		
Voltage resolution	0.01V		
Frequency resolution	0.01Hz		
Current resolution	0.001A		
Storage	M1(V_F_A), M2(V_F_A), M3(V_F_A), M4(V_F_A), M5(V_F_A)		
Communication interface	RS-232C Optional		
Set the current limit	0-MaxCurrent(P/240 Maximum current is: maximum capacity /240V is P/240)		
The output protection	OverCurrent	OverTemp	OverLoad ShortCircuit
Operation environment	0-40°C 20-80%RH		
Net weight (kg)	12.7	15	18.5
Gross weight (kg)	14.5	16.7	20
Instrument size (W*H*D)	365*150*430	365*150*430	365*150*430
Packing size (W*H*D)	510*255*550	510*255*550	510*255*550

Adjustable AC Power Meter

APS-6000 Series



- Output voltage AC 0-300v adjustable and power 1000VA
- A/P/PF upper and lower limit Settings, with voice alarm function
- The four Windows display V, A, P, Apk/PF/F switching
- Easy to use, safe and reliable

Model	APS-6100	APS-6200	APS-6100B
The input voltage	AC 220V		
The output voltage	AC 0-300V Adjustable		
The output current	3.3A	6.6A	3.3A
Power	1kw	2kw	1kw
Display	V / A / P / PF / F / Apk		
Display precision	0.5%+2 digits		
Upper limit setting	√		
Output switch	√		
Sound alarming	√		
Isolate the output	×	×	√
Net weight (kg)	10	10	10
Gross weight (kg)	11	11	11.8
Instrument size (W*H*D)	323*180*250	323*180*250	323*180*250
Packing size (W*H*D)	406*295*305	406*295*305	406*295*305

AC Power Source

APS-50000 Series



- Input and output are completely isolated
- Output voltage: phase voltage
0V-150VAC/0V-300VAC or line voltage 0V-520V
(voltage can be customized 600V, 1000V or more)
- Output frequency: 40Hz-250Hz continuously adjustable
- Output high and low gears: automatic switching of high and low gears, safe and convenient
- Voltage, frequency, current, power/power factor, four windows simultaneously display
- 5 groups of storage one-key calling function
- No radiation interference, low harmonic content, and special treatment, low interference
- Pure and stable sine wave output
- Strong overload capacity, instantaneous current can withstand 3 times the rated current
- With over current, over temperature, over voltage, short circuit, overload, current limit, instantaneous power failure protection and warning device

Standard RS-232 RS-485 Synchronous signal output

Model	APS-51005	APS-51008	APS-51010	APS-51015	APS-51020	APS-51030	APS-51050	APS-51075	APS-51100	
Capacity	5KVA	8KVA	10KVA	15KVA	20KVA	30KVA	50KVA	75KVA	100KVA	
The output voltage	0-150V/0-300V automatic switching between high and low gears									
Output current	L=120V	42A	67A	84A	126A	168A	252A	416A	626A	840A
	H=240V	21A	33.5A	42A	63A	84A	126A	208A	313A	420A
frequency	40-250Hz(0.01Step)									
Size (W*H*D)	425*625*435		450*730*680		450*815*850		610*1070*1020		730*1070*1140	750*1360*1320
Weight (kg)	54	72	88	107	153	175	270	436	510	
Packing size	520*770*520		520*890*780		550*990*940		710*1220*1120		830*1220*1240	850*1510*1420
Gross Weight	74	92	108	127	173	215	310	486	560	

Specifications		
Working mode	SPWM (Sine Pulse Width Modulation)	
Input phase number	1Φ2W 220V±15% (<15KVA) / 3Φ4W 380V±15%(≥15KVA)	
Output	Phase	1Φ2W
	Voltage	0-150V/0-300V automatic switching between high and low gears
	Current	42A-840A
	frequency	40-250Hz(0.01Step)
LED display	Voltage Vrms, current Arms, frequency Fre, power Wattage, power factor PF	
Voltage resolution	0.01V	
Current resolution	Output <10A, resolution 0.001A; output 10A-100A, resolution 0.01A; Output 100A-1000A, resolution 0.1A; output ≥1000A, resolution 1A;	
Frequency resolution	0.01Hz	
Power regulation rate	≤1%	
Load stability	≤1%	
Load regulation rate	≤1%	
Frequency stability	0.01%	
Waveform distortion	≤1%(Pure resistance load,other resistance 3%)	
Measurement Accuracy	Voltage	0.5%FS+5dgt
	Current	0.5%FS+5dgt
set up Accuracy	frequency	0.01%FS+5dgt
	power	0.5%FS+5dgt
Current limit setting	Voltage	0.2%FS
	Current	0.1%FS
storage	0-MAX Current	
protect	5 groups of storage: M1 (V/F/A), M2 (V/F/A), M3 (V/F/A), M4 (V/F/A), M5 (V/F/A)	
cooling method	Over Current, Over Temp, Over Load, Short Circuit	
Operating environment	Forced cooling by fan	
	0-40°C/10-90%RH	

AC Power Source

APS-50000 Series

Model	APS-53005	APS-53010	APS-53015	APS-53020	APS-53030	
Capacity	5KVA	10KVA	15KVA	20KVA	30KVA	
The output voltage	0-150V/0-300V automatic switching between high and low gears(Line voltage: 0-260V/0-520V)					
Output current	L=120V	14A	28A	42A	58A	84A
	H=240V	7A	14A	21A	29A	42A
frequency	40-250Hz(0.01Step)					
Size (W*H*D)	450*815*850			610*1070*1020		
Weight (kg)	125	125	150	170	290	
Packing size	550*970*950				710*1220*1125	
Gross Weight	145	145	170	190	310	

Model	APS-53050	APS-53075	APS-53100	APS-53150	APS-53200	
Capacity	50KVA	75KVA	100KVA	150KVA	200KVA	
The output voltage	0-150V/0-300V automatic switching between high and low gears(Line voltage: 0-260V/0-520V)					
Output current	L=120V	140A	210A	280A	420A	588A
	H=240V	70A	105A	140A	210A	294A
frequency	40-250Hz(0.01Step)					
Size (W*H*D)	730*1070*1140	750*1360*1320	750*1360*1320	750*1360*1620	1400*1815*745	
Weight (kg)	345	550	660	770	910	
Packing size	830*1220*1240	850*1540*1420	850*1540*1420	850*1540*1720	1500*2015*845	
Gross Weight	385	590	710	835	1055	

Specifications		
Working mode	SPWM (Sine Pulse Width Modulation)	
Input phase number	3Φ4W 380V±15% (5KVA、10KVA Optional 1Φ2W 220V±15%)	
Output	Phase	3Φ4W
	Voltage	0-150V/0-300V automatic switching between high and low gears (line voltage: 0-260V/0-520V)
	Current	14A-1390A
	Frequency	40-250Hz(0.01Step)
LED display	Each phase voltage Vrms, current Arms, frequency Fre, power Wattage, power factor PF	
Voltage resolution	0.1V	
Current resolution	Output <10A, resolution 0.001A; output 10A-100A, resolution 0.01A; Output 100A-1000A, resolution 0.1A; output ≥1000A, resolution 1A;	
Frequency resolution	0.01Hz	
Power regulation rate	≤1%	
Load stability	≤1%	
Load regulation rate	≤1%	
Frequency stability	0.01%	
Waveform distortion	≤1%(Pure resistance load,other resistance 3%)	
Measurement Accuracy	Voltage	0.5%FS+5dgt
	Current	0.5%FS+5dgt
set up Accuracy	frequency	0.01%FS+5dgt
	power	0.5%FS+5dgt
Current limit setting	Voltage	0.2%FS
	Current	0.1%FS
storage	0-MAX Current	
protect	5 groups of storage: M1 (V/F/A), M2 (V/F/A), M3 (V/F/A), M4 (V/F/A), M5 (V/F/A)	
cooling method	Over Current, Over Temp, Over Load, Short Circuit	
Operating environment	Forced cooling by fan	
	0-40°C/10-90%RH	

* All specifications in this series are customizable to clients' needs

Programmable AC Power Source

APS-7000 Series



APS-7105/7100



APS-7200/7300



- Keyboard shortcuts: 110V, 220V 50Hz, 60Hz shortcuts self-assembly
- Overload capacity, 300% overload 2S
- Intelligent analysis function: automatically determine the cause of failure ,status and displaythe code when the alarm is reported
- With 100% loading and unloading, the stabilizing reaction time is within 20ms
- Adopt input and output isolation mode
- Has soft start function to avoid the damage to power supply caused by the instantaneous impulse current of the load(such as motor when power on).

Standard RS-232 Synchronous signal output

Optional RS-485 LAN

Model	APS-7105	APS-7100	APS-7200	APS-7300	
Capacity	500VA	1KVA	2KVA	3KVA	
Working mode	SPWM				
The input					
Number of phase	1Φ2W				
Voltage	220V±10%				
Frequency	47Hz-63Hz				
The output					
Number of phase	1Φ2W				
Voltage	0-150VAC/0-310VAC AUTO (0-600V Can be customized)				
Frequency	45-500Hz (0.1Step)				
Maximum current	L=120V	4.2A	8.4A	16.8A	25A
	H=240V	2.1A	4.2A	8.4A	12.5A
Load regulation	1%				
T.H.D	2% Low grade 120V, high grade 240V, with pure resistive load				
Frequency stability	0.01%				
Display	Vrms, Arms, Fre, Wattage, PF				
Voltage resolution	0.01V				
Frequency resolution	0.01Hz				
Current resolution	0.001A				
Storage	M1(V_F_A), M2(V_F_A), M3(V_F_A)				
Communication interface	RS-232 standard, RS485 optional				
Set the current limit	0-MaxCurrent(P/240 Maximum current is: maximum capacity /240V is P/240)				
The output protection	OverCurrent OverTemp OverLoad ShortCircuit				
Operation environment	0-40°C 20-80%RH				
Instrument size (W*H*D)	430*135*515	430*135*515	480*225*535	480*225*535	
Packing size (W*H*D)	575*255*645	575*255*645	640*330*652	640*330*652	
Net weight (kg)	20.6	20.6	30.5	33.3	
Gross weight (kg)	23.1	23.1	33.5	36.3	

Programmable AC Power Source

APS-8000 Series



Standard RS-232 Synchronous signal output

Optional RS-485

- Lock key, shortcut key input, knob operation
- Single phase output 500VA-5kVA: Customization is supported for specifications above 5KVA
- Adjustable voltage and frequency in output state: can also be pre-set and called
- Equipped with power-off memory function, automatically remembering the last output parameters
- Overcurrent, overload, over temperature, and input undervolt age protection
- Can be set to store 30 sets of programming parameters and 9999 cycles of testing
- Strong impact resistance, can easily drive motors, compressors, and other equivalent power impact loads

Model	APS-8050	APS-8100	APS-8200	APS-8300	APS-8500	
Capacity	500VA	1KVA	2KVA	3KVA	5KVA	
Input specification						
Number of phases	1φ2W+PE					
Voltage	220V±10% (other input voltages will be notified separately)					
Frequency	50/60Hz±5%					
Output specifications						
Number of phases	1φ2W+PE					
Maximum current	0-150v range	4.2A	8.4A	16.8A	25A	42A
	0-300v range	2.1A	4.2A	8.4A	12.5A	21A
Voltage	Low-end (L-N)	0-150V continuously adjustable (0-300V optional)				
	Top grade (L-N)	0-300V continuously adjustable (0-600V optional)				
Transient recovery time	5ms					
Frequency	45~500Hz continuously adjustable					
Degree of distortion (THD)	≤0.3% (resistive load)					
Source effect	≤0.1%					
Load effect	≤0.5% (resistive load)					
Frequency stability	≤0.01%					
Productiveness	≥75% (full load)					
Protect	Overcurrent protection, short circuit protection, overtemperature protection, overload protection, undervoltage protection, low voltage protection, alarm device					
Overload capacity	100%<output ≤110%27min cut output; 110%<output ≤130%10s cut output; 130%<output ≤ 150%5s cut off the output; 150%<output immediately cut off the output.					
Measurement function	Current(RMS)	Resolution: 1mA/10mA or 10mA/100mA				
	Voltage (RMS)	Resolution: 0.1V				
	Frequency	Resolution: 0.01Hz/0.1Hz				
Work environment						
Working temperature	0°-40°C/32°-104°F					
Relative humidity	10-90%(non-condensable)					
Computer case size						
Volume (w×h×d) (mm)	480×192×595		480×285×630		430×490×650	
Weight (kg)	40	50	65	80	100	

Programmable DC Electronic Load

PEL-8000 Series



- CC,CV, CR, CP, short circuit, dynamic and other working modes
- Over voltage, overcurrent, overpower, overheat,polarity reverse protection
- High brightness vacuum VFD screen and display V,A,P simultaneously
- Accuracy of 0.1%
- Support external trigger input, output
- Automatic test function setting, more convenient operation
- RS-232 interface.Optional special communication line connecting computer

Standard RS-232 SENSE

Model	PEL-8150		PEL-8300		
Input Rating	Power	150W		300W	
	Current	0~30A		0~60A	
	Voltage	150V			
CC mode	Range	0-3A	0-30A	0-6A	0-60A
	Resolution	0.1mA	1mA	0.1mA	1mA
	Accuracy	0.03%+0.05%			
CV mode	Range	0.1-19.999V		0.1-150V	
	Resolution	1mV	10mV	0.1mV	1mV
	Accuracy	0.03%+0.05%			
CR mode	Range	0.3Ω-10k	0.3Ω-5k	0.3Ω-10k	0.3Ω-5k
	Resolution	16 bits			
	Accuracy	0.2%+0.2%		0.1%+0.1%	
CW mode	Range	0-150W	0-150W	0-300W	0-300W
	Resolution	1mW	10mW	1mW	10mW
	Accuracy	0.2%+0.2%		0.1%+0.1%	
V Measurement	Voltage	0-19.999V	0-150V	0-19.999V	0-150V
	Resolution	0.1mV	1mV	0.1mV	1mV
	Accuracy	0.015%0.05%FS	0.015%0.05%FS	0.015%0.03%FS	0.015%0.02%FS
C Measurement	Current	0-3A	0-30A	0-6A	0-60A
	Resolution	0.1mA	1mA	0.1mA	1mA
	Accuracy	0.03%+0.05%FS	0.03%+0.08%FS	0.03%+0.05%FS	0.03%+0.08%FS
W Measurement	Watt	100W	150W	100W	300W
	Resolution	1mW	10mW	1mW	10mW
	Accuracy	0.2%+0.2%		0.1%+0.1%	
Battery Measurement Battery Input : 0.5-150V Max.Measurement:capacity=999/H;Resolution=0.1mA;Time=Range=1S-16HS					
Dynamic Measurement TransitionList: 0-25Khz;2.5A/us ; T1&T2: 60Us-999S;Accuracy: ±15%offset+10%FS					
Current soft start time: 1mS;2mS;5mS;10mS;20mS;50mS;100mS;200mS;Accuracy:±15%offset+10%FS					
Short circuit	Current(CC)	3A	30A	6A	60A
	Voltage(CV)	0V			
	Resistance(CR)	55mΩ	25mΩ	300mΩ	
Temperature	Operating	0-40°C			
	Environment	-10°C~70°C			
Product size(W*H*D)	kg	4.1		4.9	
Packing size(W*H*D)	kg	5		5.8	
Net weight	mm	215*100*355			
Gross weight	mm	310*200*480			

Programmable DC Electronic Load

PEL-9000S Series



Features

- Voltage: 0-150V; Maximum current: 1500A
- Power: 1.2KW-40KW
- Four static loading modes: constant voltage,constant current, constant resistance and constant power
- High-speed dynamic load, up to 20KHz
- Arbitrary load waveform simulation function
- Low-voltage and high-current operating characteristics.
- Battery discharge simulation and discharge time measurement function
- Fast OCP test function
- Programmable switching of multiple groups of loads
- High precision voltage,current and power measurement
- ARM control technology, fast communication speed
- Compatible with communication instructions of many similar products,and system integration is simpler
- With overvoltage, overcurrent, over-power, over-temperatureand reverse protection functions
- RS-232C/GPIB communication interface (optional)

Standard RS-232 SYNC Output

Model selection table of 150V series products

Model	Voltage	Current	Power
PEL-9150S1212	0-150V	120A	1200W
PEL-9150S1818	0-150V	180A	1800W
PEL-9150S2424	0-150V	240A	2400W
PEL-9150S3030	0-150V	300A	3000W
PEL-9150S6060	0-150V	600A	6000W
PEL-9150S9090	0-150V	900A	9000W
PEL-9150S120120	0-150V	1200A	12KW
PEL-9150S150150	0-150V	1500A	15KW
PEL-9150S180120	0-150V	1200A	18KW
PEL-9150S240120	0-150V	1200A	24KW
PEL-9150S300120	0-150V	1200A	30KW
PEL-9150S400120	0-150V	1200A	40KW

Model selection table of 600V series products

Model	Voltage	Current	Power
PEL-9600S124.8	0-600V	48A	1200W
PEL-9600S187.2	0-600V	72A	1800W
PEL-9600S249.6	0-600V	96A	2400W
PEL-9600S3012	0-600V	120A	3000W
PEL-9600S6024	0-600V	240A	6000W
PEL-9600S9036	0-600V	360A	9000W
PEL-9600S12048	0-600V	480A	12KW
PEL-9600S15060	0-600V	600A	15KW
PEL-9600S18072	0-600V	720A	18KW
PEL-9600S24096	0-600V	960A	24KW
PEL-9600S300120	0-600V	1200A	30KW
PEL-9600S400120	0-600V	1200A	40KW

Model selection table of 800V series products

Model	Voltage	Current	Power
PEL-9800S124.8	0-800V	48A	1200W
PEL-9800S187.2	0-800V	72A	1800W
PEL-9800S249.6	0-800V	96A	2400W
PEL-9800S3012	0-800V	120A	3000W
PEL-9800S6024	0-800V	240A	6000W
PEL-9800S9036	0-800V	360A	9000W
PEL-9800S12048	0-800V	480A	12KW
PEL-9800S15060	0-800V	600A	15KW
PEL-9800S18072	0-800V	720A	18KW
PEL-9800S24096	0-800V	960A	24KW
PEL-9800S300120	0-800V	1200A	30KW
PEL-9800S400120	0-800V	1200A	40KW

Model selection table of 1200V series products

Model	Voltage	Current	Power
PEL-91200S3012	0-1200V	120A	3000W
PEL-91200S6024	0-1200V	240A	6000W
PEL-91200S9036	0-1200V	360A	9000W
PEL-91200S12048	0-1200V	480A	12KW
PEL-91200S15060	0-1200V	600A	15KW
PEL-91200S18072	0-1200V	720A	18KW
PEL-91200S24096	0-1200V	960A	24KW
PEL-91200S300120	0-1200V	1200A	30KW
PEL-91200S400120	0-1200V	1200A	40KW

Programmable DC Electronic Load

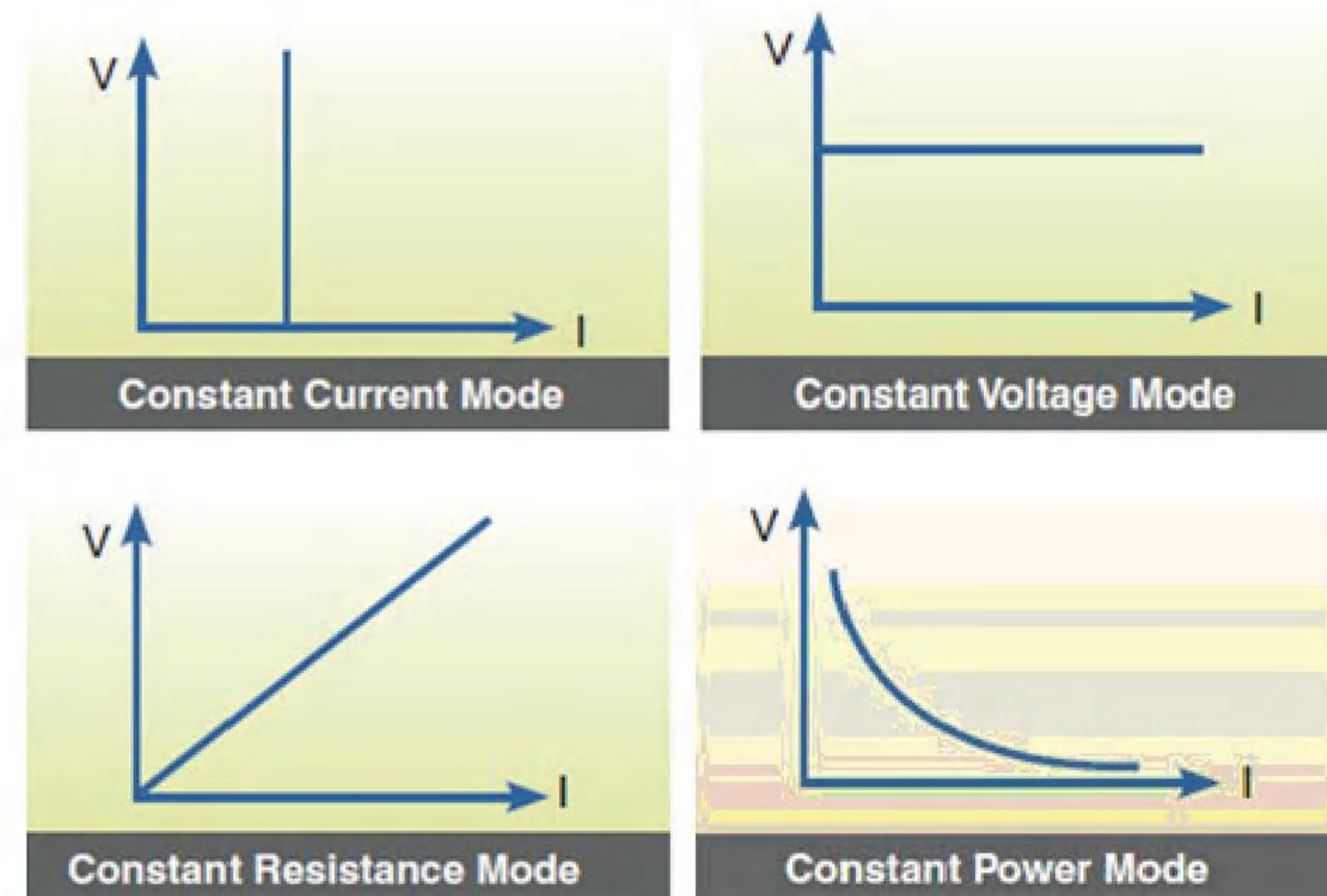
PEL-9000S Series

Details

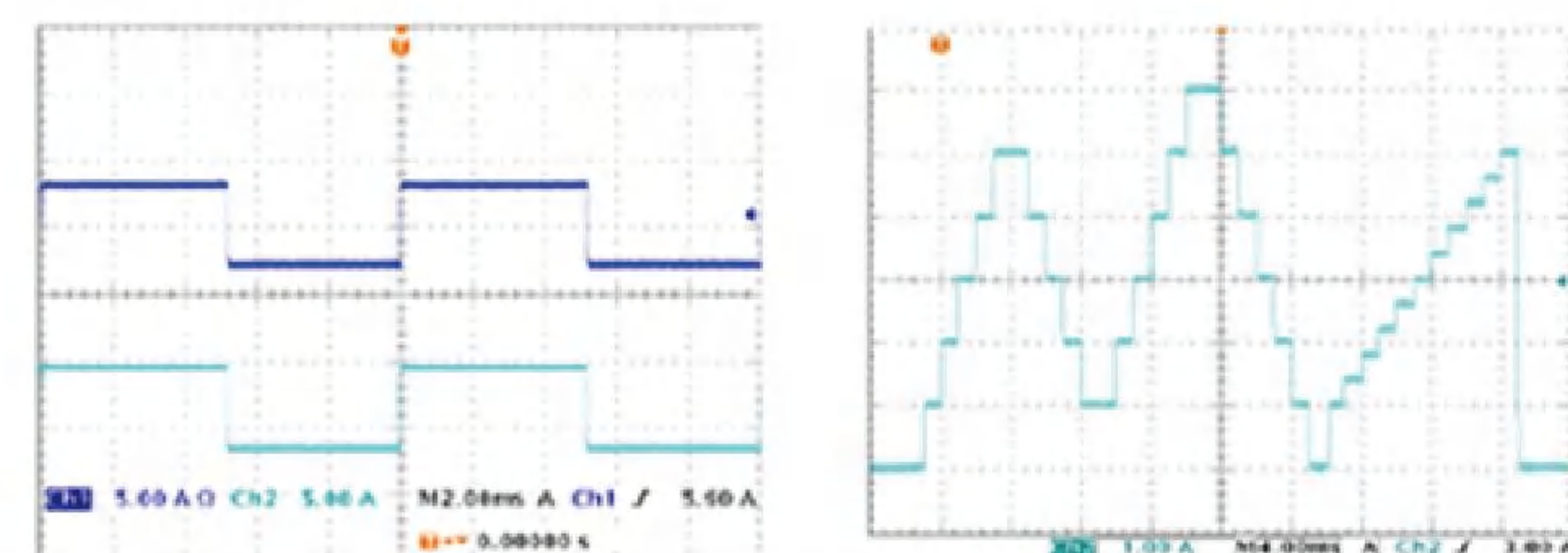
PEL-9150S series electronic load is a special precision instrument used to simulate the load change of low-voltage and high-power products. It can be applied to load simulation of high-power switching power supply, power supply equipment, power battery pack and electronic component test. The multiple functions of this series of products provide a complete solution for testing high-power power supply and electronic products.

PEL-9150S series electronic load has multiple models to facilitate engineers and technicians to select the most suitable load equipment. The load power is from 1.2KW to 40KW, the load current is up to 1500A, and the working voltage is 0-150V, which can be used for testing various low-voltage and high-power electronic products.

PEL-9150S series load provides four static loading modes: constant current mode (CC) and constant resistance mode (CR) are applicable to load simulation of traditional switching power supply, constant voltage mode (CV) is applicable to load simulation of battery charger and constant current output power supply, and constant power mode (CP) can be used as load simulation of power battery pack and energy storage device.

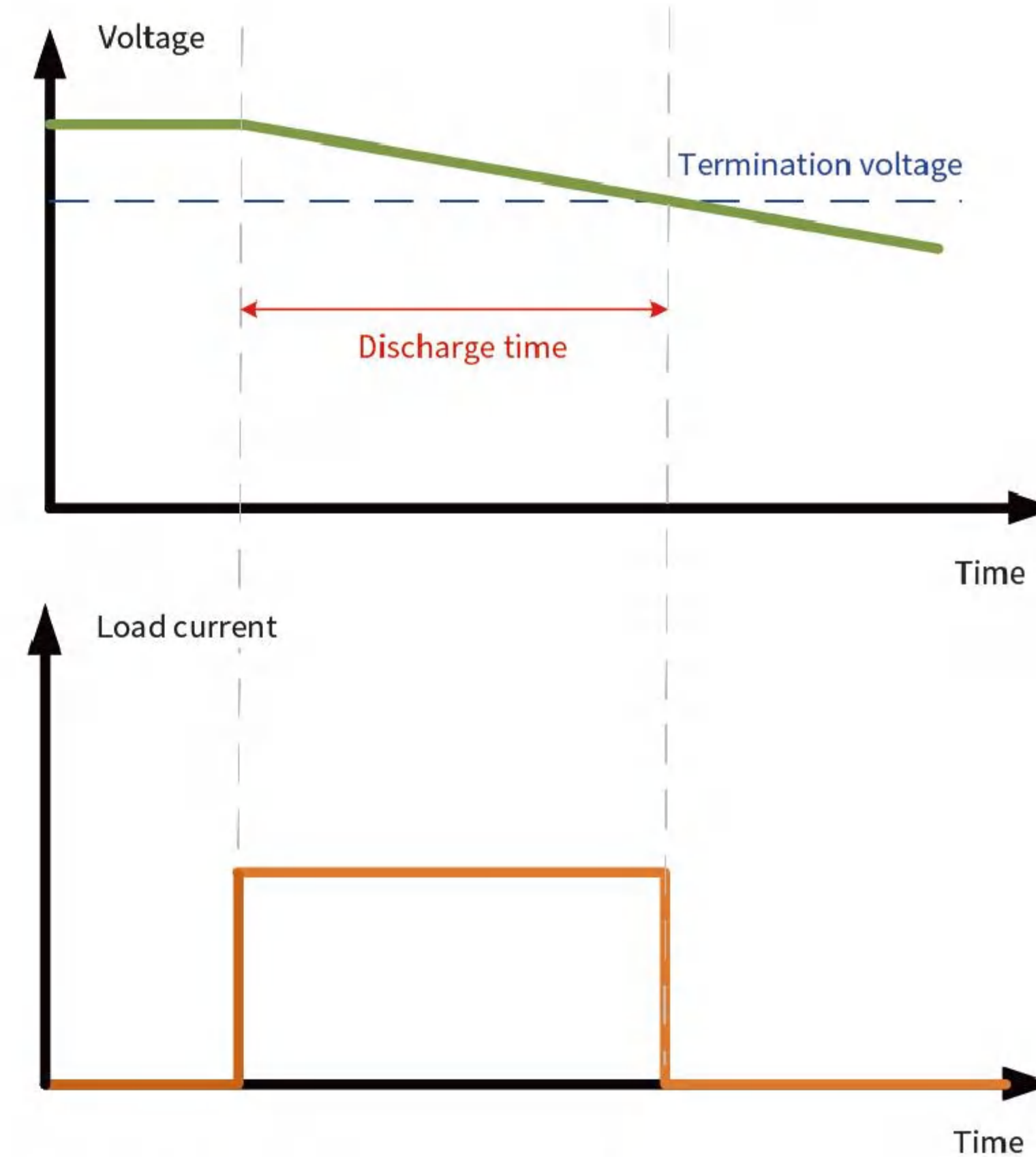


PEL-9150S series electronic load can not only simulate high-speed dynamic load changes with a frequency of up to 20KHz, but also simulate more stringent dynamic load changes, such as ladder load changes, pulse load changes, etc. It can also test the load characteristics of the tested products.



PEL-9150S series electronic load has 1000 sets of data storage capacity, and can be programmed to automatically run multiple sets of load switching. With 16-bit A/D conversion chip, it has high-precision voltage and current detection, and all data are displayed on the 5" TFT color screen. RS-232C interface is equipped as standard, and GPIB remote control interface is optional to facilitate system integration.

PEL-9150S series electronic load can also be used to simulate the discharge of power battery. Set the size of the battery discharge load and use the constant power (CP) load mode to simulate the battery discharge characteristics. The cut-off discharge voltage of the battery is measured through the accurate measurement circuit, and the time required for the battery to discharge to the cut-off voltage point is calculated.



PEL-9150S series electronic load provides software calibration function, making daily maintenance easier. It also has OP, OV, OC, OT and positive-negative reverse alarm functions to ensure more stable and safe operation of the product. It is a reliable product for engineering test and automatic test system integration.

Programmable DC Electronic Load

PEL-9000S Series

Model	PEL-9150S1212		PEL-9150S1818		PEL-9150S2424	
Power	120W	1200W	180W	1800W	240W	2400W
Voltage Range	0-15V	0-150V	0-15V	0-150V	0-15V	0-150V
Current Range	0-12A	0-120A	0-18A	0-180A	0-24A	0-240A
CC Mode						
Range	0-12A	0-120A	0-18A	0-180A	0-24A	0-240A
Accuracy	0.05%+0.1%FS	0.1%+0.1%FS	0.05%+0.1%FS	0.1%+0.1%FS	0.05%+0.1%FS	0.1%+0.1%FS
CR Mode						
Range	0.025Ω ~ 250Ω	0.1Ω ~ 5KΩ	0.0175Ω ~ 175Ω	0.07Ω ~ 3.5KΩ	0.0125Ω ~ 125Ω	0.05Ω ~ 2.5KΩ
Accuracy	Vin/Rset*(0.2%)+0.2%IFS		Vin/Rset*(0.2%)+0.2%IFS		Vin/Rset*(0.2%)+0.2%IFS	
CV Mode						
Range	0-15V	0-150V	0-15V	0-150V	0-15V	0-150V
Accuracy	0.05%+0.05%FS		0.05%+0.05%FS		0.05%+0.05%FS	
CP Mode						
Range	0-120W	0-1200W	0-180W	0-1800W	0-240W	0-2400W
Accuracy	0.2%+0.2%FS		0.2%+0.2%FS		0.2%+0.2%FS	
Dynamic Mode						
T1&T2	0.025-10mS	1mS-30S	0.025-10mS	1mS-30S	0.025-10mS	1mS-30S
Slew Rate	2mA-0.4A/uS	20mA-4A/uS	2.5mA-0.5A/uS	25mA-5A/uS	4mA-0.8A/uS	40mA-8A/uS
Accuracy	10%±20uS		10%±20uS		10%±20uS	
Measure Function						
Voltage Range	0-15V	0-150V	0-15V	0-150V	0-15V	0-150V
Accuracy	0.025%+0.05%FS		0.025%+0.05%FS		0.025%+0.05%FS	
Current Range	0-12A	0-120A	0-18A	0-180A	0-24A	0-240A
Accuracy	0.05%+0.1%FS		0.05%+0.1%FS		0.05%+0.1%FS	
Power Range	0-120W	0-1200W	0-180W	0-1800W	0-240W	0-2400W
Accuracy	0.2%+0.2%FS		0.2%+0.2%FS		0.2%+0.2%FS	
General Parameter						
Short Current	120A		180A		240A	
Size (W*H*D) mm	425 X 175 X 640		425 X 175 X 640		425 X 175 X 640	
Weight (Kg)	20		24		28	

Model	PEL-9150S3030		PEL-9150S6060		PEL-9150S9090	
Power	300W	3000W	600W	6000W	900W	9000W
Voltage Range	0-15V	0-150V	0-15V	0-150V	0-15V	0-150V
Current Range	0-30A	0-300A	0-60A	0-600A	0-90A	0-900A
CC Mode						
Range	0-30A	0-300A	0-60A	0-600A	0-90A	0-900A
Accuracy	0.05%+0.1%FS	0.1%+0.1%FS	0.05%+0.1%FS	0.1%+0.1%FS	0.05%+0.1%FS	0.1%+0.1%FS
CR Mode						
Range	0.01Ω ~ 100Ω	0.04Ω ~ 2KΩ	0.005Ω ~ 50Ω	0.02Ω ~ 1KΩ	0.004Ω ~ 35Ω	0.015Ω ~ 700Ω
Accuracy	Vin/Rset*(0.2%)+0.2%IFS		Vin/Rset*(0.2%)+0.2%IFS		Vin/Rset*(0.2%)+0.2%IFS	
CV Mode						
Range	0-15V	0-150V	0-15V	0-150V	0-15V	0-150V
Accuracy	0.05%+0.05%FS		0.05%+0.05%FS		0.05%+0.05%FS	
CP Mode						
Range	0-300W	0-3000W	0-600W	0-6000W	0-900W	0-9000W
Accuracy	0.2%+0.2%FS		0.2%+0.2%FS		0.2%+0.2%FS	
Dynamic Mode						
T1&T2	0.025-10mS	1mS-30S	0.025-10mS	1mS-30S	0.025-10mS	1mS-30S
Slew Rate	5mA-1A/uS	50mA-10A/uS	10mA-2A/uS	0.1A-20A/uS	14mA-2.8A/uS	0.14A-28A/uS
Accuracy	10%±20uS		10%±20uS		10%±20uS	
Measure Function						
Voltage Range	0-15V	0-150V	0-15V	0-150V	0-15V	0-150V
Accuracy	0.025%+0.05%FS		0.025%+0.05%FS		0.025%+0.05%FS	
Current Range	0-30A	0-300A	0-60A	0-600A	0-90A	0-900A
Accuracy	0.05%+0.1%FS		0.05%+0.1%FS		0.05%+0.1%FS	
Power Range	0-300W	0-3000W	0-600W	0-6000W	0-900W	0-9000W
Accuracy	0.2%+0.2%FS		0.2%+0.2%FS		0.2%+0.2%FS	
General Parameter						
Short Current	300A		600A		900A	
Size (W*H*D) mm	425 X 175 X 640		425 X 350 X 640		550 X 635 X 720	
Weight (Kg)	32		64		116	

Programmable DC Electronic Load

PEL-9000S Series

Model	PEL-9150S120120		PEL-9150S150150		PEL-9150S180120	
Power	1200W	12000W	1500W	15000W	1800W	18000W
Voltage Range	0-15V	0-150V	0-15V	0-150V	0-15V	0-150V
Current Range	0-120A	0-1200A	0-150A	0-1500A	0-120A	0-1200A
CC Mode						
Range	0-120A	0-1200A	0-150A	0-1500A	0-120A	0-1200A
Accuracy	0.05%+0.1%FS	0.1%+0.1%FS	0.05%+0.1%FS	0.1%+0.1%FS	0.05%+0.1%FS	0.1%+0.1%FS
CR Mode						
Range	0.0025Ω ~ 25Ω	0.01Ω ~ 500Ω	0.002Ω ~ 20Ω	0.008Ω ~ 400Ω	0.0025Ω ~ 25Ω	0.01Ω ~ 500Ω
Accuracy	Vin/Rset*(0.2%)+0.2%IFS		Vin/Rset*(0.2%)+0.2%IFS		Vin/Rset*(0.2%)+0.2%IFS	
CV Mode						
Range	0-15V	0-150V	0-15V	0-150V	0-15V	0-150V
Accuracy	0.05%+0.05%FS		0.05%+0.05%FS		0.05%+0.05%FS	
CP Mode						
Range	0-1200W	0-12000W	0-1500W	0-15000W	0-1800W	0-18000W
Accuracy	0.2%+0.2%FS		0.2%+0.2%FS		0.2%+0.2%FS	
Dynamic Mode						
T1&T2	0.025-10mS	1mS-30S	0.025-10mS	1mS-30S	0.025-10mS	1mS-30S
Slew Rate	20mA-4A/uS	0.2A-40A/uS	25mA-5A/uS	0.25A-50A/uS	20mA-4A/uS	0.2A-40A/uS
Accuracy	10%±20uS		10%±20uS		10%±20uS	
Measure Function						
Voltage Range	0-15V	0-150V	0-15V	0-150V	0-15V	0-150V
Accuracy	0.025%+0.05%FS		0.025%+0.05%FS		0.025%+0.05%FS	
Current Range	0-120A	0-1200A	0-150A	0-1500A	0-120A	0-1200A
Accuracy	0.05%+0.1%FS		0.05%+0.1%FS		0.05%+0.1%FS	
Power Range	0-1200W	0-12000W	0-1500W	0-15000W	0-1800W	0-18000W
Accuracy	0.2%+0.2%FS		0.2%+0.2%FS		0.2%+0.2%FS	
General Parameter						
Short Current	1200A		1500A		1200A	
Size (W*H*D) mm	550 X 810 X 720		550 X 990 X 720		550 X1165 X 720	
Weight (Kg)	153		202		242	

Model	PEL-9150S240120		PEL-9150S300120		PEL-9150S400120	
Power	2400W	24000W	3000W	30000W	4000W	40000W
Voltage Range	0-15V	0-150V	0-15V	0-150V	0-15V	0-150V
Current Range	0-120A	0-1200A	0-120A	0-1200A	0-120A	0-1200A
CC Mode						
Range	0-120A	0-1200A	0-120A	0-1200A	0-120A	0-1200A
Accuracy	0.05%+0.1%FS	0.1%+0.1%FS	0.05%+0.1%FS	0.1%+0.1%FS	0.05%+0.1%FS	0.1%+0.1%FS
CR Mode						
Range	0.0025Ω ~ 25Ω	0.01Ω ~ 500Ω	0.0025Ω ~ 25Ω	0.01Ω ~ 500Ω	0.0025Ω ~ 25Ω	0.01Ω ~ 500Ω
Accuracy	Vin/Rset*(0.2%)+0.2%IFS		Vin/Rset*(0.2%)+0.2%IFS		Vin/Rset*(0.2%)+0.2%IFS	
CV Mode						
Range	0-15V	0-150V	0-15V	0-150V	0-15V	0-150V
Accuracy	0.05%+0.05%FS		0.05%+0.05%FS		0.05%+0.05%FS	
CP Mode						
Range	0-2400W	0-24000W	0-3000W	0-30000W	0-4000W	0-40000W
Accuracy	0.2%+0.2%FS		0.2%+0.2%FS		0.2%+0.2%FS	
Dynamic Mode						
T1&T2	0.025-10mS	1mS-30S	0.025-10mS	1mS-30S	0.025-10mS	1mS-30S
Slew Rate	20mA-4A/uS	0.2A-40A/uS	20mA-4A/uS	0.2A-40A/uS	20mA-4A/uS	0.2A-40A/uS
Accuracy	10%±20uS		10%±20uS		10%±20uS	
Measure Function						
Voltage Range	0-15V	0-150V	0-15V	0-150V	0-15V	0-150V
Accuracy	0.025%+0.05%FS		0.025%+0.05%FS		0.025%+0.05%FS	
Current Range	0-120A	0-1200A	0-120A	0-1200A	0-120A	0-1200A
Accuracy	0.05%+0.1%FS		0.05%+0.1%FS		0.05%+0.1%FS	
Power Range	0-2400W	0-24000W	0-3000W	0-30000W	0-4000W	0-40000W
Accuracy	0.2%+0.2%FS		0.2%+0.2%FS		0.2%+0.2%FS	
General Parameter						
Short Current	1200A		1200A		1200A	
Size (W*H*D) mm	550 X 1520 X 720		880 X1520 X 720		880X1680 X 720	
Weight (Kg)	316		400		496	

Programmable DC Electronic Load

PEL-9000S Series

Model	PEL-9600S124.8		PEL-9600S187.2		PEL-9600S249.6	
Power	120W	1200W	180W	1800W	240W	2400W
Voltage Range	0-60V	0-600V	0-60V	0-600V	0-60V	0-600V
Current Range	0-4.8A	0-48A	0-7.2A	0-72A	0-9.6A	0-96A
CC Mode						
Range	0-4.8A	0-48A	0-7.2A	0-72A	0-9.6A	0-96A
Accuracy	0.05%+0.1%FS	0.1%+0.1%FS	0.05%+0.1%FS	0.1%+0.1%FS	0.05%+0.1%FS	0.1%+0.1%FS
CR Mode						
Range	0.4Ω ~ 4KΩ	17.5Ω ~ 8KΩ	0.26Ω ~ 2.8KΩ	11Ω ~ 8KΩ	0.2Ω ~ 2KΩ	8.75Ω ~ 8KΩ
Accuracy	Vin/Rset*(0.2%)+0.2%IFS		Vin/Rset*(0.2%)+0.2%IFS		Vin/Rset*(0.2%)+0.2%IFS	
CV Mode						
Range	0-60V	0-600V	0-60V	0-600V	0-60V	0-600V
Accuracy	0.05%+0.05%FS		0.05%+0.05%FS		0.05%+0.05%FS	
CP Mode						
Range	0-120W	0-1200W	0-180W	0-1800W	0-240W	0-2400W
Accuracy	0.2%+0.2%FS		0.2%+0.2%FS		0.2%+0.2%FS	
Dynamic Mode						
T1&T2	0.025-10mS	1mS-30S	0.025-10mS	1mS-30S	0.025-10mS	1mS-30S
Slew Rate	0.8mA-160mA/uS	8mA-1.6A/uS	1.2mA-240mA/uS	12mA-2.4A/uS	1.6mA-320mA/uS	16mA-3.2A/uS
Accuracy	10%±20uS		10%±20uS		10%±20uS	
Measure Function						
Voltage Range	0-60V	0-600V	0-60V	0-600V	0-60V	0-600V
Accuracy	0.025%+0.05%FS		0.025%+0.05%FS		0.025%+0.05%FS	
Current Range	0-4.8A	0-48A	0-7.2A	0-72A	0-9.6A	0-96A
Accuracy	0.05%+0.1%FS		0.05%+0.1%FS		0.05%+0.1%FS	
Power Range	0-120W	0-1200W	0-180W	0-1800W	0-240W	0-2400W
Accuracy	0.2%+0.2%FS		0.2%+0.2%FS		0.2%+0.2%FS	
General Parameter						
Short Current	48A		72A		96A	
Size (W*H*D) mm	425 X 175 X 640		425 X 175 X 640		425 X 175 X 640	
Weight (Kg)	20		24		28	

Model	PEL-9600S3012		PEL-9600S6024		PEL-9600S9036	
Power	300W	3000W	600W	6000W	900W	9000W
Voltage Range	0-60V	0-600V	0-60V	0-600V	0-60V	0-600V
Current Range	0-12A	0-120A	0-24A	0-240A	0-36A	0-360A
CC Mode						
Range	0-12A	0-120A	0-24A	0-240A	0-36A	0-360A
Accuracy	0.05%+0.1%FS	0.1%+0.1%FS	0.05%+0.1%FS	0.1%+0.1%FS	0.05%+0.1%FS	0.1%+0.1%FS
CR Mode						
Range	0.16Ω ~ 1.7KΩ	7Ω ~ 8KΩ	0.08Ω ~ 850Ω	3.5Ω ~ 7KΩ	0.055Ω ~ 500Ω	2.3Ω ~ 4.5KΩ
Accuracy	Vin/Rset*(0.2%)+0.2%IFS		Vin/Rset*(0.2%)+0.2%IFS		Vin/Rset*(0.2%)+0.2%IFS	
CV Mode						
Range	0-60V	0-600V	0-60V	0-600V	0-60V	0-600V
Accuracy	0.05%+0.05%FS		0.05%+0.05%FS		0.05%+0.05%FS	
CP Mode						
Range	0-300W	0-3000W	0-600W	0-6000W	0-900W	0-9000W
Accuracy	0.2%+0.2%FS		0.2%+0.2%FS		0.2%+0.2%FS	
Dynamic Mode						
T1&T2	0.025-10mS	1mS-30S	0.025-10mS	1mS-30S	0.025-10mS	1mS-30S
Slew Rate	2mA-0.4A/uS	20mA-4A/uS	4mA-0.8A/uS	40mA-8A/uS	6mA-1.2A/uS	60mA-12A/uS
Accuracy	10%±20uS		10%±20uS		10%±20uS	
Measure Function						
Voltage Range	0-60V	0-600V	0-60V	0-600V	0-60V	0-600V
Accuracy	0.025%+0.05%FS		0.025%+0.05%FS		0.025%+0.05%FS	
Current Range	0-12A	0-120A	0-24A	0-240A	0-36A	0-360A
Accuracy	0.05%+0.1%FS		0.05%+0.1%FS		0.05%+0.1%FS	
Power Range	0-300W	0-3000W	0-600W	0-6000W	0-900W	0-9000W
Accuracy	0.2%+0.2%FS		0.2%+0.2%FS		0.2%+0.2%FS	
General Parameter						
Short Current	120A		240A		360A	
Size (W*H*D) mm	425 X 175 X 640		425 X 350 X 640		550 X 635 X 720	
Weight (Kg)	32		64		116	

Programmable DC Electronic Load

PEL-9000S Series

Model	PEL-9600S12048		PEL-9600S15060		PEL-9600S18072	
Power	1200W	12000W	1500W	15000W	1800W	18000W
Voltage Range	0-60V	0-600V	0-60V	0-600V	0-60V	0-600V
Current Range	0-48A	0-480A	0-60A	0-600A	0-72A	0-720A
CC Mode						
Range	0-48A	0-480A	0-60A	0-600A	0-72A	0-720A
Accuracy	0.05%+0.1%FS	0.1%+0.1%FS	0.05%+0.1%FS	0.1%+0.1%FS	0.05%+0.1%FS	0.1%+0.1%FS
CR Mode						
Range	0.04Ω~425Ω	1.75Ω~3.5KΩ	0.032Ω~340Ω	1.4Ω~2.8KΩ	0.026Ω~285Ω	1.16Ω~2.3KΩ
Accuracy	Vin/Rset*(0.2%)+0.2%IFS		Vin/Rset*(0.2%)+0.2%IFS		Vin/Rset*(0.2%)+0.2%IFS	
CV Mode						
Range	0-60V	0-600V	0-60V	0-600V	0-60V	0-600V
Accuracy	0.05%+0.05%FS		0.05%+0.05%FS		0.05%+0.05%FS	
CP Mode						
Range	0-1200W	0-12000W	0-1500W	0-15000W	0-1800W	0-18000W
Accuracy	0.2%+0.2%FS		0.2%+0.2%FS		0.2%+0.2%FS	
Dynamic Mode						
T1&T2	0.025-10mS	1mS-30S	0.025-10mS	1mS-30S	0.025-10mS	1mS-30S
Slew Rate	8mA-1.6A/uS	80mA-16A/uS	10mA-2A/uS	0.1A-20A/uS	12mA-2.4A/uS	0.12A-24A/uS
Accuracy	10%±20uS		10%±20uS		10%±20uS	
Measure Function						
Voltage Range	0-60V	0-600V	0-60V	0-600V	0-60V	0-600V
Accuracy	0.025%+0.05%FS		0.025%+0.05%FS		0.025%+0.05%FS	
Current Range	0-48A	0-480A	0-60A	0-600A	0-72A	0-720A
Accuracy	0.05%+0.1%FS		0.05%+0.1%FS		0.05%+0.1%FS	
Power Range	0-1200W	0-12000W	0-1500W	0-15000W	0-1800W	0-18000W
Accuracy	0.2%+0.2%FS		0.2%+0.2%FS		0.2%+0.2%FS	
General Parameter						
Short Current	480A		600A		720A	
Size (W*H*D) mm	550 X 810 X 720		550 X 990 X 720		550 X 1165 X 720	
Weight (Kg)	153		202		242	

Model	PEL-9600S24096		PEL-9600S300120		PEL-9600S400120	
Power	2400W	24000W	3000W	30000W	4000W	40000W
Voltage Range	0-60V	0-600V	0-60V	0-600V	0-60V	0-600V
Current Range	0-96A	0-960A	0-120A	0-1200A	0-120A	0-1200A
CC Mode						
Range	0-96A	0-960A	0-120A	0-1200A	0-120A	0-1200A
Accuracy	0.05%+0.1%FS	0.1%+0.1%FS	0.05%+0.1%FS	0.1%+0.1%FS	0.05%+0.1%FS	0.1%+0.1%FS
CR Mode						
Range	0.02Ω~210Ω	0.875Ω~1.7KΩ	0.016Ω~170Ω	0.7Ω~1.4KΩ	0.016Ω~170Ω	0.7Ω~1.4KΩ
Accuracy	Vin/Rset*(0.2%)+0.2%IFS		Vin/Rset*(0.2%)+0.2%IFS		Vin/Rset*(0.2%)+0.2%IFS	
CV Mode						
Range	0-60V	0-600V	0-60V	0-600V	0-60V	0-600V
Accuracy	0.05%+0.05%FS		0.05%+0.05%FS		0.05%+0.05%FS	
CP Mode						
Range	0-2400W	0-24000W	0-3000W	0-30000W	0-4000W	0-40000W
Accuracy	0.2%+0.2%FS		0.2%+0.2%FS		0.2%+0.2%FS	
Dynamic Mode						
T1&T2	0.025-10mS	1mS-30S	0.025-10mS	1mS-30S	0.025-10mS	1mS-30S
Slew Rate	16mA-3.2A/uS	0.16A-32A/uS	20mA-4A/uS	0.2A-40A/uS	20mA-4A/uS	0.2A-40A/uS
Accuracy	10%±20uS		10%±20uS		10%±20uS	
Measure Function						
Voltage Range	0-60V	0-600V	0-60V	0-600V	0-60V	0-600V
Accuracy	0.025%+0.05%FS		0.025%+0.05%FS		0.025%+0.05%FS	
Current Range	0-96A	0-960A	0-120A	0-1200A	0-120A	0-1200A
Accuracy	0.05%+0.1%FS		0.05%+0.1%FS		0.05%+0.1%FS	
Power Range	0-2400W	0-24000W	0-3000W	0-30000W	0-4000W	0-40000W
Accuracy	0.2%+0.2%FS		0.2%+0.2%FS		0.2%+0.2%FS	
General Parameter						
Short Current	960A		1200A		1200A	
Size (W*H*D) mm	550 X 1520 X 720		880 X 1520 X 720		880 X 1680 X 720	
Weight (Kg)	316		400		496	

Programmable DC Electronic Load

PEL-9000S Series

Model	PEL-9800S124.8		PEL-9800S187.2		PEL-9800S249.6	
Power	120W	1200W	180W	1800W	240W	2400W
Voltage Range	0-80V	0-800V	0-80V	0-800V	0-80V	0-800V
Current Range	0-4.8A	0-48A	0-7.2A	0-72A	0-9.6A	0-96A
CC Mode						
Range	0-4.8A	0-48A	0-7.2A	0-72A	0-9.6A	0-96A
Accuracy	0.05%+0.1%FS	0.1%+0.1%FS	0.05%+0.1%FS	0.1%+0.1%FS	0.05%+0.1%FS	0.1%+0.1%FS
CR Mode						
Range	0.4Ω~4KΩ	17.5Ω~8KΩ	0.26Ω~2.8KΩ	11Ω~8KΩ	0.2Ω~2KΩ	8.75Ω~8KΩ
Accuracy	Vin/Rset*(0.2%)+0.2%IFS		Vin/Rset*(0.2%)+0.2%IFS		Vin/Rset*(0.2%)+0.2%IFS	
CV Mode						
Range	0-80V	0-800V	0-80V	0-800V	0-80V	0-800V
Accuracy	0.05%+0.05%FS		0.05%+0.05%FS		0.05%+0.05%FS	
CP Mode						
Range	0-120W	0-1200W	0-180W	0-1800W	0-240W	0-2400W
Accuracy	0.2%+0.2%FS		0.2%+0.2%FS		0.2%+0.2%FS	
Dynamic Mode						
T1&T2	0.025-10mS	1mS-30S	0.025-10mS	1mS-30S	0.025-10mS	1mS-30S
Slew Rate	0.8mA-160mA/uS	8mA-1.6A/uS	1.2mA-240mA/uS	12mA-2.4A/uS	1.6mA-320mA/uS	16mA-3.2A/uS
Accuracy	10%±20uS		10%±20uS		10%±20uS	
Measure Function						
Voltage Range	0-80V	0-800V	0-80V	0-800V	0-80V	0-800V
Accuracy	0.025%+0.05%FS		0.025%+0.05%FS		0.025%+0.05%FS	
Current Range	0-4.8A	0-48A	0-7.2A	0-72A	0-9.6A	0-96A
Accuracy	0.05%+0.1%FS		0.05%+0.1%FS		0.05%+0.1%FS	
Power Range	0-120W	0-1200W	0-180W	0-1800W	0-240W	0-2400W
Accuracy	0.2%+0.2%FS		0.2%+0.2%FS		0.2%+0.2%FS	
General Parameter						
Short Current	48A		72A		96A	
Size (W*H*D) mm	425 X 175 X 640		425 X 175 X 640		425 X 175 X 640	
Weight (Kg)	20		24		28	

Model	PEL-9800S3012		PEL-9800S6024		PEL-9800S9036	
Power	300W	3000W	600W	6000W	900W	9000W
Voltage Range	0-80V	0-800V	0-80V	0-800V	0-80V	0-800V
Current Range	0-12A	0-120A	0-24A	0-240A	0-36A	0-360A
CC Mode						
Range	0-12A	0-120A	0-24A	0-240A	0-36A	0-360A
Accuracy	0.05%+0.1%FS	0.1%+0.1%FS	0.05%+0.1%FS	0.1%+0.1%FS	0.05%+0.1%FS	0.1%+0.1%FS
CR Mode						
Range	0.16Ω~1.7KΩ	7Ω~8KΩ	0.08Ω~850Ω	3.5Ω~7KΩ	0.055Ω~500Ω	2.3Ω~4.5KΩ
Accuracy	Vin/Rset*(0.2%)+0.2%IFS		Vin/Rset*(0.2%)+0.2%IFS		Vin/Rset*(0.2%)+0.2%IFS	
CV Mode						
Range	0-80V	0-800V	0-80V	0-800V	0-80V	0-800V
Accuracy	0.05%+0.05%FS		0.05%+0.05%FS		0.05%+0.05%FS	
CP Mode						
Range	0-300W	0-3000W	0-800W	0-8000W	0-900W	0-9000W
Accuracy	0.2%+0.2%FS		0.2%+0.2%FS		0.2%+0.2%FS	
Dynamic Mode						
T1&T2	0.025-10mS	1mS-30S	0.025-10mS	1mS-30S	0.025-10mS	1mS-30S
Slew Rate	2mA-0.4A/uS	20mA-4A/uS	4mA-0.8A/uS	40mA-8A/uS	6mA-1.2A/uS	60mA-12A/uS
Accuracy	10%±20uS		10%±20uS		10%±20uS	
Measure Function						
Voltage Range	0-80V	0-800V	0-80V	0-800V	0-80V	0-800V
Accuracy	0.025%+0.05%FS		0.025%+0.05%FS		0.025%+0.05%FS	
Current Range	0-12A	0-120A	0-24A	0-240A	0-36A	0-360A
Accuracy	0.05%+0.1%FS		0.05%+0.1%FS		0.05%+0.1%FS	
Power Range	0-300W	0-3000W	0-800W	0-8000W	0-900W	0-9000W
Accuracy	0.2%+0.2%FS		0.2%+0.2%FS		0.2%+0.2%FS	
General Parameter						
Short Current	120A		240A		360A	
Size (W*H*D) mm	425 X 175 X 640		425 X 350 X 640		550 X 635 X 720	
Weight (Kg)	32		64		116	

Programmable DC Electronic Load

PEL-9000S Series

Model	PEL-9800S12048		PEL-9800S15060		PEL-9800S18072	
Power	1200W	12000W	1500W	15000W	1800W	18000W
Voltage Range	0-80V	0-800V	0-80V	0-800V	0-80V	0-800V
Current Range	0-48A	0-480A	0-60A	0-600A	0-72A	0-720A
CC Mode						
Range	0-48A	0-480A	0-80A	0-800A	0-72A	0-720A
Accuracy	0.05%+0.1%FS	0.1%+0.1%FS	0.05%+0.1%FS	0.1%+0.1%FS	0.05%+0.1%FS	0.1%+0.1%FS
CR Mode						
Range	0.04Ω ~ 425Ω	1.75Ω ~ 3.5KΩ	0.032Ω ~ 340Ω	1.4Ω ~ 2.8KΩ	0.026Ω ~ 285Ω	1.16Ω ~ 2.3KΩ
Accuracy	Vin/Rset*(0.2%)+0.2%IFS		Vin/Rset*(0.2%)+0.2%IFS		Vin/Rset*(0.2%)+0.2%IFS	
CV Mode						
Range	0-80V	0-800V	0-80V	0-800V	0-80V	0-800V
Accuracy	0.05%+0.05%FS		0.05%+0.05%FS		0.05%+0.05%FS	
CP Mode						
Range	0-1200W	0-12000W	0-1500W	0-15000W	0-1800W	0-18000W
Accuracy	0.2%+0.2%FS		0.2%+0.2%FS		0.2%+0.2%FS	
Dynamic Mode						
T1&T2	0.025-10mS	1mS-30S	0.025-10mS	1mS-30S	0.025-10mS	1mS-30S
Slew Rate	8mA-1.6A/uS	80mA-16A/uS	10mA-2A/uS	0.1A-20A/uS	12mA-2.4A/uS	0.12A-24A/uS
Accuracy	10%±20uS		10%±20uS		10%±20uS	
Measure Function						
Voltage Range	0-80V	0-800V	0-80V	0-800V	0-80V	0-800V
Accuracy	0.025%+0.05%FS		0.025%+0.05%FS		0.025%+0.05%FS	
Current Range	0-48A	0-480A	0-80A	0-800A	0-72A	0-720A
Accuracy	0.05%+0.1%FS		0.05%+0.1%FS		0.05%+0.1%FS	
Power Range	0-1200W	0-12000W	0-1500W	0-15000W	0-1800W	0-18000W
Accuracy	0.2%+0.2%FS		0.2%+0.2%FS		0.2%+0.2%FS	
General Parameter						
Short Current	480A		600A		720A	
Size (W*H*D) mm	550 X 810 X 720		550 X 990 X 720		550 X 1165 X 720	
Weight (Kg)	153		202		242	

Model	PEL-9800S24096		PEL-9800S300120		PEL-9800S400120	
Power	2400W	24000W	3000W	30000W	4000W	40000W
Voltage Range	0-80V	0-800V	0-80V	0-800V	0-80V	0-800V
Current Range	0-96A	0-960A	0-120A	0-1200A	0-120A	0-1200A
CC Mode						
Range	0-96A	0-960A	0-120A	0-1200A	0-120A	0-1200A
Accuracy	0.05%+0.1%FS	0.1%+0.1%FS	0.05%+0.1%FS	0.1%+0.1%FS	0.05%+0.1%FS	0.1%+0.1%FS
CR Mode						
Range	0.02Ω ~ 210Ω	0.875Ω ~ 1.7KΩ	0.016Ω ~ 170Ω	0.7Ω ~ 1.4KΩ	0.016Ω ~ 170Ω	0.7Ω ~ 1.4KΩ
Accuracy	Vin/Rset*(0.2%)+0.2%IFS		Vin/Rset*(0.2%)+0.2%IFS		Vin/Rset*(0.2%)+0.2%IFS	
CV Mode						
Range	0-80V	0-800V	0-80V	0-800V	0-80V	0-800V
Accuracy	0.05%+0.05%FS		0.05%+0.05%FS		0.05%+0.05%FS	
CP Mode						
Range	0-2400W	0-24000W	0-3000W	0-30000W	0-4000W	0-40000W
Accuracy	0.2%+0.2%FS		0.2%+0.2%FS		0.2%+0.2%FS	
Dynamic Mode						
T1&T2	0.025-10mS	1mS-30S	0.025-10mS	1mS-30S	0.025-10mS	1mS-30S
Slew Rate	16mA-3.2A/uS	0.16A-32A/uS	20mA-4A/uS	0.2A-40A/uS	20mA-4A/uS	0.2A-40A/uS
Accuracy	10%±20uS		10%±20uS		10%±20uS	
Measure Function						
Voltage Range	0-80V	0-800V	0-80V	0-800V	0-80V	0-800V
Accuracy	0.025%+0.05%FS		0.025%+0.05%FS		0.025%+0.05%FS	
Current Range	0-96A	0-960A	0-120A	0-1200A	0-120A	0-1200A
Accuracy	0.05%+0.1%FS		0.05%+0.1%FS		0.05%+0.1%FS	
Power Range	0-2400W	0-24000W	0-3000W	0-30000W	0-4000W	0-40000W
Accuracy	0.2%+0.2%FS		0.2%+0.2%FS		0.2%+0.2%FS	
General Parameter						
Short Current	960A		1200A		1200A	
Size (W*H*D) mm	550 X 1520 X 720		880 X 1520 X 720		880 X 1680 X 720	
Weight (Kg)	316		400		496	

Programmable DC Electronic Load

PEL-9000S Series

Model	PEL-91200S3012		PEL-91200S6024		PEL-91200S9036	
Power	300W	3000W	600W	6000W	900W	9000W
Voltage Range	0-120V	0-1200V	0-120V	0-1200V	0-120V	0-1200V
Current Range	0-12A	0-120A	0-24A	0-240A	0-36A	0-360A
CC Mode						
Range	0-12A	0-120A	0-24A	0-240A	0-36A	0-360A
Accuracy	0.05%+0.1%FS	0.1%+0.1%FS	0.05%+0.1%FS	0.1%+0.1%FS	0.05%+0.1%FS	0.1%+0.1%FS
CR Mode						
Range	0.32Ω ~ 3.4KΩ	14Ω ~ 8KΩ	0.16Ω ~ 1.7KΩ	7Ω ~ 8KΩ	0.11Ω ~ 1KΩ	4.6Ω ~ 8KΩ
Accuracy	Vin/Rset*(0.2%)+0.2%IFS		Vin/Rset*(0.2%)+0.2%IFS		Vin/Rset*(0.2%)+0.2%IFS	
CV Mode						
Range	0-120V	0-1200V	0-120V	0-1200V	0-120V	0-1200V
Accuracy	0.05%+0.05%FS		0.05%+0.05%FS		0.05%+0.05%FS	
CP Mode						
Range	0-300W	0-3000W	0-1200W	0-12000W	0-900W	0-9000W
Accuracy	0.2%+0.2%FS		0.2%+0.2%FS		0.2%+0.2%FS	
Dynamic Mode						
T1&T2	0.025-10mS	1mS-30S	0.025-10mS	1mS-30S	0.025-10mS	1mS-30S
Slew Rate	2mA-0.4A/uS	20mA-4A/uS	4mA-0.8A/uS	40mA-8A/uS	6mA-1.2A/uS	60mA-12A/uS
Accuracy	10%±20uS		10%±20uS		10%±20uS	
Measure Function						
Voltage Range	0-120V	0-1200V	0-120V	0-1200V	0-120V	0-1200V
Accuracy	0.025%+0.05%FS		0.025%+0.05%FS		0.025%+0.05%FS	
Current Range	0-12A	0-120A	0-24A	0-240A	0-36A	0-360A
Accuracy	0.05%+0.1%FS		0.05%+0.1%FS		0.05%+0.1%FS	
Power Range	0-300W	0-3000W	0-1200W	0-12000W	0-900W	0-9000W
Accuracy	0.2%+0.2%FS		0.2%+0.2%FS		0.2%+0.2%FS	
General Parameter						
Short Current	120A		240A		360A	
Size (W*H*D) mm	425 X 175 X 640		425 X 350 X 640		550 X 635 X 720	
Weight (Kg)	32		64		116	

Model	PEL-91200S12048		PEL-91200S15060		PEL-91200S18072	
Power	1200W	12000W	1500W	15000W	1800W	18000W
Voltage Range	0-120V	0-1200V	0-120V	0-1200V	0-120V	0-1200V
Current Range	0-48A	0-480A	0-60A	0-600A	0-72A	0-720A
CC Mode						
Range	0-48A	0-480A	0-120A	0-1200A	0-72A	0-720A
Accuracy	0.05%+0.1%FS	0.1%+0.1%FS	0.05%+0.1%FS	0.1%+0.1%FS	0.05%+0.1%FS	0.1%+0.1%FS
CR Mode						
Range	0.08Ω ~ 850Ω	3.5Ω ~ 7KΩ	0.064Ω ~ 680Ω	2.8Ω ~ 5.6KΩ	0.052Ω ~ 570Ω	2.32Ω ~ 4.6KΩ
Accuracy	Vin/Rset*(0.2%)+0.2%IFS		Vin/Rset*(0.2%)+0.2%IFS		Vin/Rset*(0.2%)+0.2%IFS	
CV Mode						
Range	0-120V	0-1200V	0-120V	0-1200V	0-120V	0-1200V
Accuracy	0.05%+0.05%FS		0.05%+0.05%FS		0.05%+0.05%FS	
CP Mode						
Range	0-1200W	0-12000W	0-1500W	0-15000W	0-1800W	0-18000W
Accuracy	0.2%+0.2%FS		0.2%+0.2%FS		0.2%+0.2%FS	
Dynamic Mode						
T1&T2	0.025-10mS	1mS-30S	0.025-10mS	1mS-30S	0.025-10mS	1mS-30S
Slew Rate	8mA-1.6A/uS	80mA-16A/uS	10mA-2A/uS	0.1A-20A/uS	12mA-2.4A/uS	0.12A-24A/uS
Accuracy	10%±20uS		10%±20uS		10%±20uS	
Measure Function						
Voltage Range	0-120V	0-1200V	0-120V	0-1200V	0-120V	0-1200V
Accuracy	0.025%+0.05%FS		0.025%+0.05%FS		0.025%+0.05%FS	
Current Range	0-48A	0-480A	0-120A	0-1200A	0-72A	0-720A
Accuracy	0.05%+0.1%FS		0.05%+0.1%FS		0.05%+0.1%FS	
Power Range	0-1200W	0-12000W	0-1500W	0-15000W	0-1800W	0-18000W
Accuracy	0.2%+0.2%FS		0.2%+0.2%FS		0.2%+0.2%FS	
General Parameter						
Short Current	480A		600A		720A	
Size (W*H*D) mm	550 X 810 X 720		550 X 990 X 720		550 X 1165 X 720	
Weight (Kg)	153		202		242	


Programmable DC Electronic Load

PEL-9000S Series

Model	PEL-91200S24096		PEL-91200S300120		PEL-91200S400120	
Power	2400W	24000W	3000W	30000W	4000W	40000W
Voltage Range	0-120V	0-1200V	0-120V	0-1200V	0-120V	0-1200V
Current Range	0-96A	0-960A	0-120A	0-1200A	0-120A	0-1200A
CC Mode						
Range	0-96A	0-960A	0-120A	0-1200A	0-120A	0-1200A
Accuracy	0.05%+0.1%FS	0.1%+0.1%FS	0.05%+0.1%FS	0.1%+0.1%FS	0.05%+0.1%FS	0.1%+0.1%FS
CR Mode						
Range	0.04Ω~420Ω	1.75Ω~3.4KΩ	0.032Ω~340Ω	1.4Ω~2.8KΩ	0.032Ω~340Ω	1.4Ω~2.8KΩ
Accuracy	Vin/Rset*(0.2%)+0.2%IFS		Vin/Rset*(0.2%)+0.2%IFS		Vin/Rset*(0.2%)+0.2%IFS	
CV Mode						
Range	0-120V	0-1200V	0-120V	0-1200V	0-120V	0-1200V
Accuracy	0.05%+0.05%FS		0.05%+0.05%FS		0.05%+0.05%FS	
CP Mode						
Range	0-2400W	0-24000W	0-3000W	0-30000W	0-4000W	0-40000W
Accuracy	0.2%+0.2%FS		0.2%+0.2%FS		0.2%+0.2%FS	
Dynamic Mode						
T1&T2	0.025-10mS	1mS-30S	0.025-10mS	1mS-30S	0.025-10mS	1mS-30S
Slew Rate	16mA-3.2A/uS	0.16A-32A/uS	20mA-4A/uS	0.2A-40A/uS	20mA-4A/uS	0.2A-40A/uS
Accuracy	10%±20uS		10%±20uS		10%±20uS	
Measure Function						
Voltage Range	0-120V	0-1200V	0-120V	0-1200V	0-120V	0-1200V
Accuracy	0.025%+0.05%FS		0.025%+0.05%FS		0.025%+0.05%FS	
Current Range	0-96A	0-960A	0-120A	0-1200A	0-120A	0-1200A
Accuracy	0.05%+0.1%FS		0.05%+0.1%FS		0.05%+0.1%FS	
Power Range	0-2400W	0-24000W	0-3000W	0-30000W	0-4000W	0-40000W
Accuracy	0.2%+0.2%FS		0.2%+0.2%FS		0.2%+0.2%FS	
General Parameter						
Short Current	960A		1200A		1200A	
Size (W*H*D) mm	550 X 1520 X 720		880 X 1520 X 720		880X1680 X 720	
Weight (Kg)	316		400		496	

Programmable DC Electronic Load

MEL-9000 Series



Applications

- New energy test
- Battery test
- Power supply device test
- Aerospace testing, etc

- High-visibility VFD display with adjustable brightness
- Numeric keyboard, rotary encoding switch, simple and fast operation
- Full-digital bit programmable interface
- High resolution and high precision
- Distal voltage compensation function
- Battery capacity and internal resistance test function
- Automatic test function
- Dynamic test function
- Automatic step sequence table test function
- PWM temperature control intelligent fan control
- Built-in Buzzer serves as a warning prompt
- Power off maintain memory function
- Software can be monitored by computer
- Over voltage / over current / over power / overheat / polar reverse connection protection
- With a PASS / FAIL signal output, the TRIG triggers the signal input
- Fixed voltage CV / fixed current CC / fixed resistance CR / fixed power CP four working modes

Parameter specifications		
Input	Input voltage	AC 220V±10%, 50±20 Hz
	Power dissipation	< 40W
Load	Load voltage	1~150V/1~500V/1~600V/1~1200V
	Load current	0~60A~1200A
	Bearing power	600W~30KW
	Load resistance	0.1Ω~10000Ω
Measurement resolution	Main current	0.001A
	Principal voltage	0.001V
	Resistance	0.001Ω
Certainty of measurement	Power	0.001W
	Main current	I _{max} ± 0.05% + 4 mA (24 bitA / D, 15 ppm / °C benchmark)
	Principal voltage	V _{max} ± 0.05% + 4 mV (24 bitA / D, 15 ppm / °C reference, input impedance 1M Ω)
Control accuracy	Current	I _{max} ± 0.1% + 4 mA (16 bitD / A, 15 ppm / °C datum)
	Voltage	V _{max} ± 0.1% + 4 mV (16 bitD / A, 15 ppm / °C datum)
	Resistance	R _{max} ± 0.1% + 0.1 Ω (16 bitD / A, 15 ppm / °C benchmark)
	Power	P _{max} ± 0.1% + 0.1W (16 bit D / A, 15 ppm / °C baseline)
Protect	Overvoltage	157.5V-1260V
	Too warm	85 °C
	Over power	630W-31500W
	Overcurrent	65A-1205A
Communication interface	Programmable interface	RS232, RS 485
	Supervising software	Connect control PC software (open communication protocol, support secondary development)
Function	Work pattern	Fixed current CC fixed voltage CV fixed resistance CR fixed power CP
	Conventional function	Dynamic test (up to 10 KHZ), short-circuit test, high-precision battery test (hour AH, watt-hour WH)
	Automatic testing	List test customizable functions: overcurrent protection point / protection time test, internal resistance test, etc
Extended port	External trigger	√
	Pass, fail output	√
	Remote voltage measurement	√
Fittings of a machine	RS232 communication line, load high-current copper silver coated cold pressing terminal, communication extension terminal, power line, manual, warranty card	
Service environment	Full load range: 0~300C (over 300C, 40W / 0C); 10 ~ 60% RH	
The dc input is resistant to the case pressure	±500 VDC MAX	
Ac insulation resistance of the input to the cabinet	At> 20 MΩ, 500 VDC	
Dimensions (w * h * d)	See the selection table	

Programmable DC Electronic Load

MEL-9000 Series

Model selection table of 150V series products

Model	MEL9713	MEL9716	MEL9717	MEL9718	MEL9719	MEL9720	MEL9721	
Load	Load voltage	1~150V	1~150V	1~150V	1~150V	1~150V	1~150V	
	Load current	0~120A	0~240A	0~240A	0~240A	0~240A	0~300A	
	Bearing power	600W	1200W	2400W	3600W	4800W	8000W	
	Load resistance	0.1Ω~10000Ω						
Protect	Overvoltage	157.5V	157.5V	157.5V	157.5V	157.5V	157.5V	
	Too warm	85℃						
	Over power	630W	1260W	2520W	3780W	5040W	6300W	8400W
	Overcurrent	125A	245A	245A	245A	245A	245A	305A
Size	480*90*400(19"/2U)		480*180*400(19"/4U)		480*270*400(19"/6U)		480*360*400(19"/8U)	480*450*400(19"/10U)

Model	MEL9722	MEL9723	MEL9724	MEL9725	MEL9726	MEL9727	MEL9728	
Load	Load voltage	1~150V	1~150V	1~150V	1~150V	1~150V	1~150V	
	Load current	0~300A	0~300A	0~600A	0~800A	0~900A	0~1200A	
	Bearing power	10000W	12000W	15000W	18000W	21 KW	24 KW	30 KW
	Load resistance	0.1Ω~10000Ω						
Protect	Overvoltage	157.5V	157.5V	157.5V	157.5V	157.5V	157.5V	
	Too warm	85℃						
	Over power	10500W	12600W	15750W	18900W	22050W	25200W	31500W
	Overcurrent	305A	305A	605A	805A	905A	1005A	1205A
Size	480*630*400(19"/14U)	480*890*400(19"/20U)	480*1070*400(19"/24U)	480*1250*400(19"/28U)	480*1430*400(19"/32U)		480*2140*400(19"/48U)	

Model selection table of 500V and 600V series products

Model	MEL9713H	MEL9716H	MEL9717H	MEL9718H	MEL9719H	MEL9720H	MEL9721H	
Load	Load voltage	1~500V	1~500V	1~500V	1~500V	1~500V	1~500V	
	Load current	0~60A	0~120A	0~120A	0~120A	0~120A	0~200A	
	Bearing power	600W	1200W	2400W	3600W	4800W	8000W	
	Load resistance	0.1Ω~10000Ω						
Protect	Overvoltage	525V	525V	525V	525V	525V	630V	
	Too warm	85℃						
	Over power	630W	1260W	2520W	3780W	5040W	6300W	8400W
	Overcurrent	65A	125A	125A	125A	125A	125A	205A
Size	480*90*400(19"/2U)		480*180*400(19"/4U)		480*270*400(19"/6U)		480*360*400(19"/8U)	480*540*400(19"/12U)

Model	MEL9722H	MEL9723H	MEL9724H	MEL9725H	MEL9726H	MEL9727H	MEL9728H	
Load	Load voltage	1~500V	1~500V	1~500V	1~500V	1~500V	1~500V	
	Load current	0~240A	0~240A	0~300A	0~360A	0~360A	0~400A	0~480A
	Bearing power	10000W	12000W	15000W	18000W	21 KW	24 KW	30 KW
	Load resistance	0.1Ω~10000Ω						
Protect	Overvoltage	630V	630V	630V	630V	630V	630V	
	Too warm	85℃						
	Over power	10500W	12600W	15750W	18900W	22050W	25200W	31500W
	Overcurrent	245A	245A	305A	365A	365A	405A	485A
Size	480*720*400(19"/16U)	480*890*400(19"/20U)	480*1070*400(19"/24U)	480*1250*400(19"/28U)	480*1430*400(19"/32U)		480*2140*400(19"/48U)	

Model selection table of 1200V series products

Model	MEL9721G	MEL9722G	MEL9723G	MEL9724G	MEL9725G	MEL9726G	MEL9727G	MEL9728G	
Load	Load voltage	1~1200V	1~1200V	1~1200V	1~1200V	1~1200V	1~1200V	1~1200V	
	Load current	0~150A	0~150A	0~200A	0~240A	0~300A	0~300A	0~360A	
	Bearing power	8000W	10000W	12000W	15000W	18000 KW	21 KW	24 KW	30 KW
	Load resistance	0.1Ω~10000Ω							
Protect	Overvoltage	1260V	1260V	1260V	1260V	1260V	1260V	1260V	
	Too warm	85℃							
	Over power	8400W	10500W	12600W	15750W	18900W	22050W	25200W	31500W
	Over current	155A	155A	205A	245A	305A	305A	305A	365A
Size	480*630*400(19"/14U)	480*890*400(19"/20U)	480*1070*400(19"/24U)	480*1430*400(19"/32U)	480*1610*400(19"/36U)	480*1780*400(19"/40U)		480*2140*400(19"/48U)	

Programmable DC Electronic Load

MEL-200 Series



Applications

- Testing and inspection of products such as chargers, adapters, and switching power supplies
- Load characteristic testing, aging verification, and fault simulation of industrial power supplies
- Automated testing and batch inspection of various power supply and electronic device production lines
- Capacity, internal resistance testing, and performance evaluation of power batteries, lithium batteries, and lead-acid batteries
- Research and development debugging of new energy equipment, high-precision testing of high-voltage and high current equipment

Features

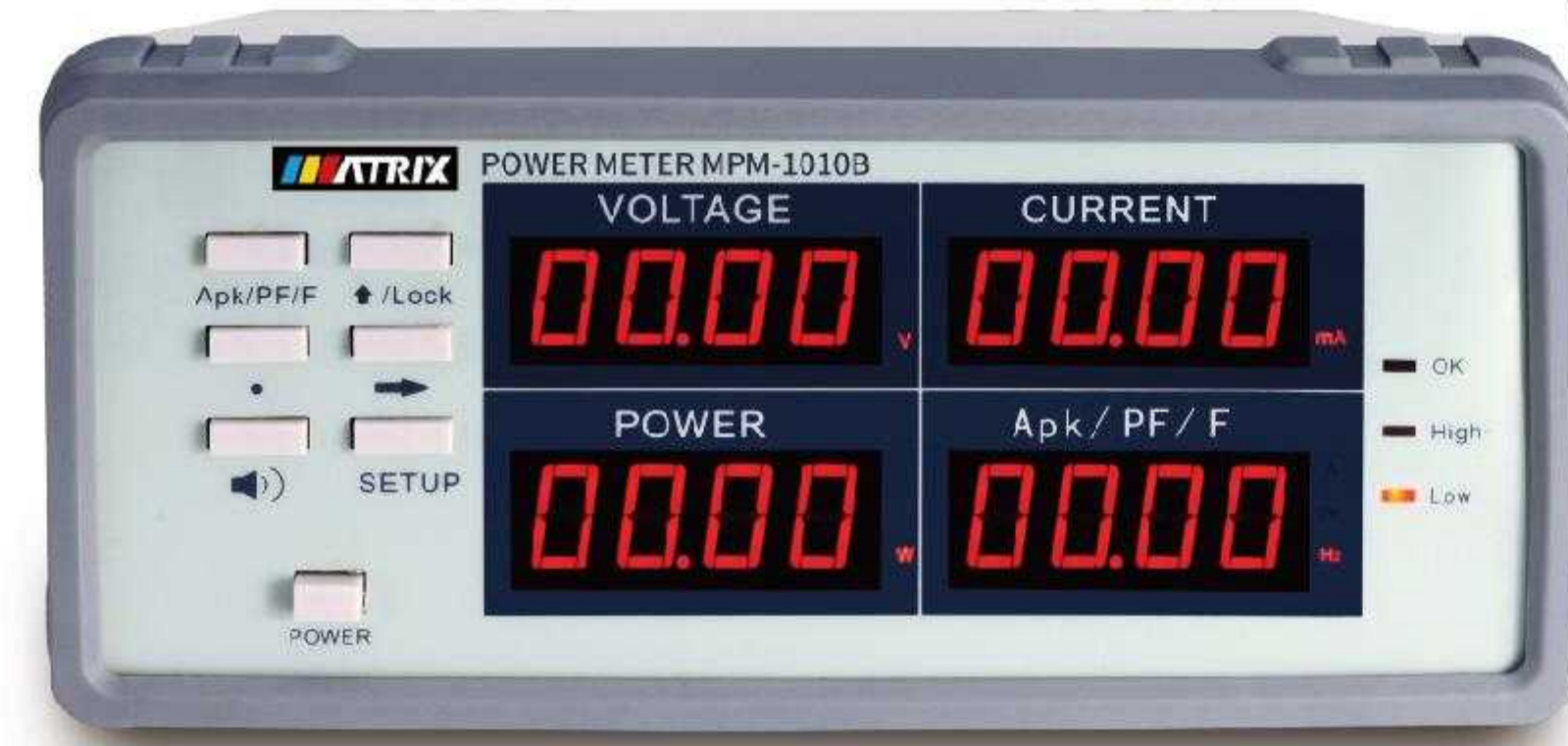
- Power range of 200W-6000W is optional, and it also supports high-power customization from 15KW to 30KW
- Featuring four core operating modes: constant current (CC), constant voltage (CV), constant resistance (CR), and constant power (CP), it meets diverse testing needs
- Supports MODBUS-RTU protocol and can be developed for secondary use
- Dynamic testing, battery capacity/internal resistance testing, short circuit testing, overcurrent protection testing, automatic list testing, etc
- Support multi rate discharge, record up to 72 hours of data, and can be exported via USB flash drive
- List testing can store 99 sets of data, with a maximum of 99 steps per set
- Includes OVP, OCP, OPP, OTP, and input polarity reversal protection
- Equipped with the function of pulling threshold voltage,
- Support PASS/FILL signal output and TRIG trigger signal input

Standard RS-232 RS-485

MEL-211A	MEL-211B	MEL-211C	MEL-231	MEL-251	MEL-211D	MEL-211E	MEL-212A
1-150V	1-150V	1-150V	1-300V	1-500V	1-150V	1-500V	1-150V
0-30A	0-40A	0-60A	0-30A	0-30A	0-60A	0-30A	100A
200W	300W	400W	400W	500W	600W	600W	1500W
MEL-212B	MEL-212C	MEL-232A	MEL-214	MEL-233	MEL-214	MEL-215	MEL-216
1-150V	1-150V	2-300V	1-150V	2-300V	1-150V	1-150V	1-150V
200A	200A	100A	240A	100A	240A	300A	300A
1500W	2000W	2000W	3500W	3000W	4000W	5000W	6000W

High precision Power Meter

MPM-1010/1010B



- The six test parameters V, A, P, PF/F/Apk
- The upper and lower limit of power factor, current and power, and there is a sound light alarm, suitable for production line batch test
- The wider frequency response is 15Hz-650Hz, exceeding all products at the same level
- Direct way saves the wiring trouble, enhance the security and convenience
- Precision resistance sampling technology, suitable for a wider range of products

Model	MPM-1010	MPM-1010B
4 window display	V, A P, Apk/PF/F	V, A P, Apk/PF/F
The input voltage	1V~300V	1V~300V
Input current	2mA-10A	2mA-10A
Power range	0.3W-3000W	0.01W-3000W
Precision	0.4%RD+0.1%FS+1d	0.4%RD+0.1%FS+1d
Switch range	automatic	automatic
Power factor	-1.000/+1.000	-1.000/+1.000
Frequency response	AC:15Hz~650Hz	AC:15Hz~650Hz
Hi - Low setting	V, A, P, PF	V, A, P, PF
Sound and light alarm	√	√
The key lock	√	√
The machine electricity	110V/220V Switchable	110V/220V Switchable
Communication methods	/	RS-232
Net weight (kg)	2.5	2.5
Gross weight (kg)	3.6	3.6
Instrument size (W*H*D)	225*100*305	220*105*360
Packing size (W*H*D)	300*210*420	300*210*480

High Precision LCR Meter

MCR-300 Series



- 24 bit 4.3-inch color LCD screen display
- Chinese and English optional operation interface 2U height, small size, high performance
- Basic accuracy: 0.05%
- Frequency up to 300KHZ, with continuous frequency points
- All six primary and secondary parameters
- Signal source: 0-2V/0-20mA
- DC bias: ± 5V/5mA
- The maximum speed can reach 13ms
- Comparison function of 10 gears, up over, down over, qualified, and alarm function
- Screenshots, data recording, and parameter saving functions
- The instrument operation software can be automatically upgraded through USBHOST
- The Handler interface is used to implement online operations
- Support SCPI and MODBUS protocols

Standard RS-232 USB HOST HANDLER

	MCR-301	MCR-302	MCR-303
Display	4.3-inch 480x272 24 bit color TFT display		
Test frequency	20HZ-100KHZ	20HZ-200KHZ	20HZ-300KHZ
Accuracy	LCRZ 0.05%, DCR 0.1%		
Test speed	Fast: about 12.5ms; Medium speed: 83ms; Slow speed: 167ms		
AC signal level	10mVrms-2Vrms		
	10mV		
	100uArms-20mArms		
DC signal level	1V	5mV-2V	
Signal source impedance	30Ω / 100Ω		
DC bias	0V-±5V/0mV-±50mA		
Test parameters	L, C, R, Z , D, Q, Y , G, X, θd, θr, RDC, Vm, Im, Δ%		
Display range	Z , R, X: 0.00001Ω - 99.9999MΩ		
	Y , G, B: 0.00001μS - 99.9999S		
	C: 0.00001pF - 9.99999F		
	L: 0.00001μH - 99.9999kH		
	D: 0.00001 - 9.99999		
	Q: 0.00001 - 99999.9		
	θ(DEG):-179.999° - 179.999°		
	θ(RAD):-3.14159 - 3.14159		
Zero clearing	Open circuit and short circuit load calibration		
List scanning	201 points, scanning parameters: test frequency, AC voltage, AC current, DC BIAS voltage, DC BIAS current		
Equivalent method	Series and parallel		
Range method	Auto hold		
Departure method	Internal manual external bus		
Mathematical operations	Direct reading ΔABS Δ%		
Comparator	10 levels of sorting, BIN1 -BIN9, NG, AUX, File counting function, PASS and FAIL displayed on the front panel		
Memory	Internal: 40 sets of instruments with built-in test setup files, USB storage: setup files, GIF images, CSV data files		
Interface	USB HOST, USB DEVICE RS232C, RS485 (optional), GPIB (optional) Handler LAN		
Shelf volume (mm)	215(W)×88(H)×335(D)		
External volume (mm)	235(W)×105(H)×360(D)		
Net weight	3.6Kg		

Digital LCR Meter

MCR-5000 Series



- With new 32-bit core processor, the data is as good as the one of foreign first-class equipment
- 4.3 inch true color TFT display
- 30Ω, 100Ω two types of different signal source output resistance
- Built-in comparator, 5 grade flexible qualified and defective alarming mode shutdown automatically save test conditions, humanized operation
- Internal more than 100 sets of settings files, U disk extension to save multiple groups of test or recall simplified Chinese, English is optional
- U disk copy screen function, test data saving function, support FAT16 format FAT32 file system, standard with RS232 USB HOST
- USB DEVICE, headphone interface, foot pedal interface and GPIB are optional


Standard USB Host RS-232 Handler(MCR5100/5200)

Optional USB Device GPIB Earphone Jack Foot Pedal

Model	MCR-5010	MCR-5030	MCR-5100	MCR-5200
Rated input voltage	AC 220V/110V±10% 50Hz/60Hz			
Test parameter	L, C, R, Z , D, Q, X, ESR, θ(Deg), θ(Rad)			
Test frequency	100Hz, 120Hz, 1kHz, 10kHz	100Hz, 120Hz, 1kHz, 10kHz, 20kHz, 30kHz	40Hz, 50Hz, 60Hz, 75Hz, 100Hz, 120Hz, 150Hz, 200Hz, 250Hz, 300Hz, 400Hz, 500Hz, 600Hz, 750Hz, 800Hz, 1kHz, 1.5kHz, 2kHz, 2.5kHz, 3kHz, 4kHz, 5kHz, 6kHz, 7.5kHz, 10kHz, 12kHz, 15kHz, 15.7kHz, 16.2kHz, 20kHz, 25kHz, 30kHz, 40kHz, 50kHz, 60kHz, 66.6kHz, 75kHz, 100kHz in total 38 frequency points	40Hz, 50Hz, 60Hz, 75Hz, 100Hz, 120Hz, 150Hz, 200Hz, 250Hz, 300Hz, 400Hz, 500Hz, 600Hz, 750Hz, 800Hz, 1kHz, 1.5kHz, 2kHz, 2.5kHz, 3kHz, 4kHz, 5kHz, 6kHz, 7.5kHz, 10kHz, 12kHz, 15kHz, 15.7kHz, 16.2kHz, 20kHz, 25kHz, 30kHz, 40kHz, 50kHz, 60kHz, 66.6kHz, 75kHz, 100kHz, 120kHz, 150kHz, 200kHz in total 41 frequency points
Basic measurement accuracy	0.15%		0.1%	
Test signal level	0.05V, 0.1V, 0.2V, 0.25V, 0.3V, 0.3V, 0.4V, 0.5V, 1V			
Equivalent circuit	In series, in parallel			
Mathematical functions	Percentage deviation			
Range way	Automatic, hold, manual selection			
Trigger mode	Internal, manual, external, bus			
Measure speed (≥1kHz)	High speed: The fastest is 30 times/second, middle speed: 10times/second, low speed: 3times/second			
Average time	1—255			
Delay time	0—6s, step is 1ms			
Calibration function	Open circuit/ short circuit / quick reset			
Display mode	Direct reading, Δ%, V/I (Measured voltage/current monitoring)			
Display	5 digit display of main and minor parameters, 4.3 inch true color LCD displayer			
Output impedance	30Ω, 100Ω optional			
Display range				
Z , R, X, ESR	0.1mΩ — 99.999MΩ			
C	0.01 pF — 9.9999F			
L	0.01 μH — 99999 H			
D	0.0001 — 9.9999			
Q	0.0001 — 9999.9			
θ (Deg)	-179.99° — 179.99°			
θ (Rad)	-3.1416 — 3.1416			
Δ%	-999.99% — 999.99%			
Others				
Comparator function	5 grades of sorting function(Except MCR5010)			
Storage	More than 100 sets of internal instrument settings for storage/call, U disk extension of more than 500 sets			
Port	RS232, HANDLER(Except MCR5010/5030), USB HOST are standard			
Net weight (kg)	3.5			
Gross weight (kg)	4.5			
Instrument size (W*H*D)	240*100*330			
Packing size (W*H*D)	330*210*425			

High Precision LCR Meter

MCR-6000A Series



- With new 32-bit core, as good as first class equipments
- 4.3 inch true color TFT display
- 12Hz-600kHz testing frequency, frequency point continuously adjustable
- 0.05% basic testing accuracy, high speed in testing
- 0V, 1.5V, 2V, Internal DC bias. Accuracy: 1%
- Automatic level control function
- 30Ω, 50Ω, 100Ω, 10/CC four different signal output impedance
- Built-in comparator, 11 files sorting and file counting function
- 10-point list scan function
- The software upgrade and update of the machine can be realized through the U disk
- U disk copy screen function can save data, support FAT32 data system
- Standard with RS232C, USB HOST, USB DEVICE HANDLER
- Matching GPIB, headphone jack.

Standard USB Host RS-232 Handler USB Device

Optional GPIB Headphone Jack Foot Pedal

Model	MCR-6100A	MCR-6200A	MCR-6600A
Rated input voltage	AC 220V/110V±10% 50Hz/60Hz		
Test parameter	Z , Y , C, L, X, B, R, G, D, Q, θ, DCR		
Test frequency	12Hz-100kHz	12Hz-200kHz	12Hz-600kHz
Basic testing accuracy	0.05%		
Equivalent circuit	In series, in parallel		
Mathematical functions	Percentage deviation		
Range way	Automatic, hold, manual selection		
Trigger mode	Internal, manual, external, bus		
Measure speed (≥1kHz)	High speed: The fastest is 75 times/second (customizable), middle: 12times/second, low: 3times/second		
Average time	1—255		
Delay time	0—6s, step is 1ms		
Calibration function	Open circuit/ short circuit / quick reset		
Display mode	Direct reading, Δ, Δ%, V/I (Measured voltage/current monitoring)		
Display	5 digit display of main and minor parameters, 4.3 inch true color LCD displayer		
Testing signal			
Output impedance	30Ω, 100Ω, 10/100, 10/CC optional		
Test signal level	Normal: 5mV~2V Accuracy: 10%, 1mV step Constant level: 10mV~1V Accuracy: 5%, 1mV step See product manual for details		
DC bias source	Internal	0V, 1.5V, 2V, Accuracy 1%	
	Matching	IVIA:0~1A DC bias source option	
Display range			
Z , R, X	0.01mΩ — 99.9999 MΩ		
DCR	0.001 mΩ — 99.9999 MΩ		
Y , G, B	0.00001μS — 99.9999S		
C	0.00001pF — 9.9999F		
L	0.00001μH — 99.9999kH		
D	0.00001 — 9.9999		
Q	0.00001 — 9999.9		
θ (DEG)	-179.999° — 179.999°		
θ (RAD)	-3.14159 — 3.14159		
Comparator function	10 grade: (9 grades qualified, 1 grades not qualified), otherwise with AUX grade		
Multiparameter	Four parameters can be selected for simultaneous measurement and display		
Curve scan function	Under various test conditions, perform graphic scanning analysis on the test piece		
Storage	More than 100 sets of internal instrument settings for storage /call, U disk extension of more than 500 sets		
Interface	Standard with RS232C, HANDLER, USB HOST, USB DEVICE, Headphone jack, Foot pedal interface; Matching with GPIB, LAN		
Instrument size (W*H*D)	265*100*340		
Packing size (W*H*D)	335*210*420		
Net weight (kg)	4.5		
Gross weight (kg)	5.8		

High Precision LCR Meter

MCR-8000H Series



- With new 32-bit core, as good as first class equipments
- 7 inch true color TFT display
- 20Hz-5MHz testing frequency, frequency point continuously adjustable
- 0.05% basic testing accuracy, high speed in testing.
- -5V~+5V(-100mA~+100mA)Internal DC bias
- Automatic level control function
- Graphic scan analysis function, support frequency / level/offset scanning, display the characteristics
- 30Ω , 50Ω, 100Ω, 10/CC four different signal output impedance
- Built-in comparator, 10 files sorting and file counting function
- 10-point list scan function
- The software upgrade and update of the machine can be realized through the U disk
- U disk copy screen function can save data, support FAT32 data system
- Standard with RS232C, USB HOST, USB DEVICE HANDLER, headphone jack, foot pedal interface
- Matching GPIB

Standard USB Host RS-232C Handler USB Device Headphone Jack Foot Pedal Optional GPIB

Model	MCR-8100H	MCR-8200H	MCR-8500H
Rated input voltage	AC 220V/110V±10% 50Hz/60Hz		
Test parameter	Z , Y , C, L, X, B, R, G, D, Q, θ, DCR		
Test frequency	20Hz-1MHz, 0.0001Hz resolution	20Hz-2MHz, 0.0001Hz resolution	20Hz - 5 MHz, 0.0001Hz resolution
Basic testing accuracy	0.05%		
Equivalent Circuit	In series, in parallel		
Mathematical functions	Absolute deviation , percentage deviation		
Range way	Automatic, hold, manual selection		
Trigger mode	Internal, manual, external, bus		
Measure speed (≥1kHz)	High speed: The fastest is 200 times/second (customizable) , middle : 12times/second, low: 3times/second		
Average time	1—255		
Delay time	0—6s, step is 1ms		
Calibration function	Open circuit/ short circuit / load		
Display mode	Direct reading , Δ% , V/I (Measured voltage/current monitoring)		
Displayer	800*480 RGB 7 inch 16 : 9 TFT LCD display		
Testing signal			
Output impedance	30 Ω , 100Ω , 10/100 , 10/CC optional		
Test signal level	Normal : 10mV~5V Accuracy : 10% , 1mV step Constant level : 10mV~1V Accuracy : 5% , 1mV step		
DC bias source	Internal	-5V~+5V(-100mA~+100mA)Built-in bias current source , 5% , 1mV step	
	Matching	IV100mA:±10V(±100mA)DC bias source option IV1A:0~1 DC bias source option	
Display range			
Z , R , X	0.01mΩ — 99.9999 MΩ		
DCR	0.01 mΩ — 99.9999 MΩ		
Y , G , B	0.00001μS — 99.9999S		
C	0.00001pF — 9.9999F		
L	0.00001μH — 99.9999kH		
D	0.00001 — 9.9999		
Q	0.00001 — 9999.9		
θ (DEG)	-179.999° — 179.999°		
θ (RAD)	-3.14159 — 3.14159		
Comparator function	10 grade: (9 grades qualified, 1 grades not qualified), otherwise with AUX grade		
Storage	More than 100 sets of internal instrument settings for storage/call, U disk extension of more than 500 sets		
Interface	Standard with RS232C, HANDLER, USB HOST; Matching with USB DEVICE, Headphone jack, Foot pedal interface, GPIB		
Instrument size (W*H*D)	370*125*340		
Packing size (W*H*D)	445*260*495		
Net weight (kg)	7.4		
Gross weight (kg)	9.7		

Precision Impedance Analyzer

MCR-9000 Series



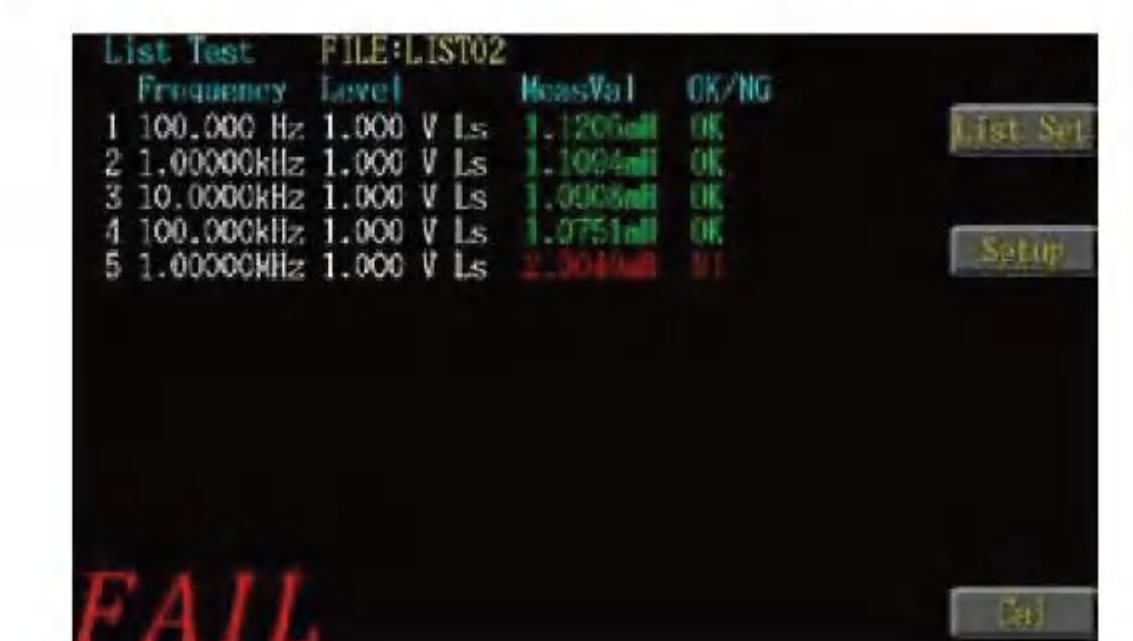
Standard USB Host RS-232 Handler USB Device Headphone Jack Foot Pedal Optional GPIB

- Signal source frequency range: DC, 10Hz~5/10/20/30MHz
- Source position: variable voltage 10mV~2V/Variable current 200μA~20mA
- Basic impedance measuring accuracy: 0.05% (Typical), 0.08% (Full Frequency Range)
- Automatic level control(ALC)function
- Output impedance 25Ω/100Ω switchable
- High cost efficient. Have basic measuring, drawing analysis function, also have support dielectric and permeability measurement
- High measuring speed < 3mS (fastest)
- Open circuit/ short circuit/ load correction function
- Up to four component parameters can be selected in the meter mode. and the inductance value and DCR value can be measured and displayed simultaneously
- Automatic component classification :Comparator and Bin classification function of HANDLER interface
- Built-in DC bias voltage -12V ~ +12V(6632)
- USB/GPIB/RS232/LAN Interface, Optional PC connection data analysis software can be purchased for fast automation and data access
- Ultra low power consumption < 30W, fanless design, zero noise

Select the scan function to display the curve chart
The graph displays the measurement information on the screen as a graph. Through the graph scanning function, the electrical characteristics of the component can be analyzed quickly



The multi-step list tests the automatic programming capabilities
The customer can perform a series of measurements on the component according to a self-defined sequence of steps. When all the test steps are completed, the screen will display the test results of the parameters selected for each step (PASS/HI/LO) or upload the data to the computer



Seven types, equivalent line analysis(optional)
Modeling and curve simulation of various equivalent circuit models. seven different models. combined with different types of parameters(resistance, inductance, capacitance), can see three or four component values, as well as the self-resonance frequency(SRF)



Standard accessories


- Terminal connection: 4-Terminal Pair, BNC
- Test object speed connection: 4-Terminal
- Size (approximately): 96x34x49mm (W/H/D)
- Weight (approximately): 170g
- Applicable models: 6363-6367/6630/6632
- Frequency: DC to 50 MHz
- Maximum voltage: $\pm 42V$ peak max. (AC+DC)
- Startup temperature: 0 °C to 55 ° C
- Test object size: 60mm/2mm

High frequency DIP fixture (MF-6019)



Optional accessories

- Kelvin testing lead (MF-4001)
- BNC test extension cord (MF-3001A/B/C)
- High frequency DIP component test fixture (MF-6006)
- Dielectric constant fixture (MF-6007)
- Permeability coefficient fixture (MF-6008)
- Material test fixture (MF-6009)
- High frequency precision down-pressure SMD test fixture (MF-6010)
- High frequency precision tweezers type test wire clamp (MF-6011)
- High frequency precision SMD test fixture (MF-6012)
- (Liquid Dielectric Material Test Fixture) (MF-6020)



Model	MCR-9005	MCR-9010	MCR-9020	MCR-9030
Test parameter	Z , Y , C, L, X, B, R, G, D, Q, θ , DCR, Vdc-Idc, ESR, μr , ϵr			
Test frequency	10Hz-5MHz	10Hz-10MHz	10Hz-20MHz	10Hz-30MHz
Minimum resolution	100mHz, 6-digit frequency input			
Accuracy	7ppm \pm 100mHz			
Basic measurement accuracy	0.05% (Typical), 0.08% (Full Frequency Range)			
AC measuring				
Test signal voltage range	10mV~2Vrms			
Minimum voltage resolution	1mV			
Accuracy	ALC OFF:10%* Set voltage \pm 2mV		ALC ON:6%* Set voltage \pm 2mV	
Test signal current range	200 μ A~200mArms			
Minimum resolution current	10 μ A			
Accuracy	ALC OFF:10%* Set current \pm 20 μ A		ALC ON:6%* Set current \pm 20 μ A	
Measuring speed (fastest)	< 3ms			
Output impedance	Switchable 25 Ω , 100 Ω			
Measurement mode	Meter mode, Multi-step list, Graphics scan			
Calibration function	Open circuit / short circuit / load			
Equivalent Circuit	Series, Parallel			
Equivalent model analysis (optional)	Three components(4 models), four components (3 models)			
Multi-step list test	15 test steps			
Built-in DC bias voltage	-12~+12V, 100Hz~30MHz			
PC LINK / CPK report environment	Optional			
Internal storage memory	100 groups of LCR meter setting files, 50 groups of multi-step test setup(each group have 15 test steps)			
External USB memory	lcr meter setting files, BPM image, multi-step test configuration file, scan image and data			
Parameter measuring range	Z	0.000m Ω ~9999.99M Ω	Cs, Cp	0.00000pF~9999.99F
	R, X	\pm 0.000m Ω ~9999.99M Ω	Ls, Lp	\pm 0.000nH~9999.99kH
	Y	0.00000 μ S~999.999kS	D	0.00000~9999.99
	G, B	\pm 0.00000 μ S~999.999kS	Q	\pm 0.00~9999.99
	θ RAD	\pm 0.00000~3.14159	Δ	\pm 0.00%~9999.99%
	θ DEG	\pm 0.000°~180.000°	Rdc	0.00m Ω ~99.999M Ω
	$\epsilon r'$ $\epsilon r''$	0~100000	$\mu r'$ $\mu r''$	0~100000
	interface	I/O interface	HANDLER	
	Serial communication interface	USB, RS232, LAN		
	Parallel communication interface	GPIB		
Display	7.0" TFT, 800*480 color display			
Operating environment	Temperature: 10°C~40°C, Humidity \leq 80%RH			
Input power supply	Voltage	90~264Vac	Frequency	47~63Hz
Instrument size (W*H*D)	359*147*343			
Packing size (W*H*D)	495*280*480			
Net weight (kg)	3.95			
Gross weight (kg)	6.3			

Dual Channel Analog Oscilloscope

MOS-620



- Dual channel 20MHz
- Scan extension X10 function
- TV synchronization, X-Y mode
- High luminance, internal calibrated CRT
- Japanese electronic code switch, light and reliable
- Sealed attenuation switch is durable
- ALT trigger function, can measure two irrelevant signals

Model	MOS-620
Vertical system	Trigger
Sweep time: 0.2 μ Sec~0.5Sec/DIV, 20 steps in 1-2-5 sequence	Trigger source: CH1, CH2, LINE, EXT
Accuracy: \pm 3%	Trigger Coupling: AC: 20Hz to full bandwidth
Fine: \leq 1/2/5 panel indication scale	Trigger slope: +/-
Sweeping magnification: 10 times	Sensitivity: 20Hz~2MHz: 1DIV TRIG-ALT: 2DIV EXT:200mV
X10MAG sweep time accuracy: \pm 5% (20nSec~50nSec not calibrated)	2MHz~20MHz: 1.5DIV TRIG-ALT: 3DIV EXT:800mV
Linear: \pm 5%X10MAG: \pm 10% (0.2s~1 μ s)	TV: Sync pulse > 1DIV(EXT:1V)
Displacement caused by X10MAG: < 2DIV at the center of CRT	Trigger mode: AUTD: AUTO NORM: NORM
X-Y mode	TV field: when you want to observe a TV signal;
Sensitivity: same as vertical axis	TV line: (only when the sync signal is negative pulse, the TV field and TV line can be synchronized)
Frequency range: DC~500kHz	External trigger mode model
X-Y phase error: \leq 3° (DC~50kHz)	Input impedance: Approx. 1M Ω /25pF
Horizontal system	Max. Input voltage: 300V(DC+AC peak) AC frequency: 1kHz or lower
Sensitivity: 5mV~5V/DIV, 10 steps in 1-2-5 sequence	Calibration signal
Sensitivity and accuracy: \leq 3%; 1/2.5 or smaller than the panel indicating scale	Waveform: Square wave
Frequency range: DC~20MHz	Freq.: Approx. 1kHz
AC coupling: < 10Hz (100kHz 8DIV frequency response: -3dB)	Duty cycle: < 48: 52
Rise time: Approx. 17.5nS	Output voltage: 2Vp- \pm 2%
Input resistance: Approx. 1M/25pF	Output impedance: Approx. 1k Ω
DC balance movement: 5mV~5VDIV: \pm 0.5DIV	CRT oscilloscope tube
Linear: When the waveform moves vertically in the center of the grid (2DIV)	Model: 6 inch rectangular internal graticule
Amplitude change < \pm 0.1DIV	Phosphor powder specifications: P31
Vertical mode: CH1; CH2; DUAL: CH1 and CH2 display simultaneously Speed can be selected alternately or intermittently	Acceleration voltage: Approx. 2kV (20MHz)
ADD: CH1 and CH2 do algebraic addition	Valid display: 8X10DIV [1DIV=10mm(0.39in)]
Intermittent repetition frequency: Approx. 250kHz	Graticule: internal
Input coupling: AC GND DC	Trace rotation: adjustable at front panel
Maximum input voltage: 300V peak (AC: Freq. \leq 1kHz)	Technical characteristic
Common mode rejection ratio: > 50:1 at 50kHz sine wave (Set the sensitivity of CH1 and CH2 the same)	Power source: AC 220C \pm 10% (standard), AC 110V/220V
Insulation between 2 channels (in the range of 5mV/DIV):	\pm 10% (optional) 50Hz/60Hz, 35VA Maximum
> 1000:1 50kHz; > 30:1 15MHz / > 30:1 35MHz; > 30:1 45MHz	Dimension: 455 (W) *150(H)*310(D)mm
CH2 INV BAL: Balance point change rate \leq 1DIV (corresponding to the scale center)	Weight: Approx. 8kg

Super- Economical Digital Storage Oscilloscope

MDS-2000 Series



- Bandwidth : 150MHz/250MHz
- 2-Channel + Sample rate : 1GS/s
- Ultra-thin body + 7 inch high resolution LCD
- SCPI, and LabVIEW supported

Model	MDS-2152	MDS-2252
Bandwidth	Up to 150MHz	Up to 250MHz
Sample Rate	1GS/s	
Horizontal Scale (s/div)	2ns/div - 1000s/div, step by 1 - 2 - 5	
Rise Time (at input, typical)	≤3.5ns	≤1.7ns
Channel	2	
Display	7" color LCD, 800 x 480 pixels	
Input Impedance	1MΩ ± 2%, in parallel with 20pF±5pF	
Channel Isolation	50Hz : 100 : 1, 10MHz : 40 : 1	
Max Input Voltage	400V (PK - PK) (DC+AC, PK - PK)	
DC Gain Accuracy	±3%	
Record Length	10K	
DC Accuracy (average)	Average≥16: ±(3% reading + 0.05 div) for ΔV	
Probe Attenuation Factor	1X, 10X, 100X, 1000X LF Respond (AC, -3dB)	
LF Respond (AC, -3dB)	≥10Hz (at input, AC coupling, -3dB)	
Sample Rate / Relay Time Accuracy	±100ppm	
Interpolation	sin (x) / x	
Interval (ΔT) Accuracy (full bandwidth)	Single : ±(1 interval time + 100ppm x reading + 0.6ns), Average>16 : ±(1 interval time + 100ppm x reading + 0.4ns)	
Input Coupling	DC, AC , and GND	
Vertical Resolution (A/D)	8 bits (2 channels simultaneously)	
Vertical Sensitivity	5mV/div - 5V/div (at input)	
Trigger Type	Edge, Video	
Trigger Mode	Auto, Normal, and Single	
Trigger Level	±5 divisions from screen center	
Line / Field Frequency (video)	NTSC, PAL and SECAM standard	
Cursor Measurement	ΔV, and ΔT between cursors	
Automatic Measurement	Vpp, Vavg, RMS, Frequency, Period, Vmax, Vmin, Vtop, Vbase, Width, Overshoot, Pre-shoot, Rise time, Fall time, +Width, -Width, +Duty, -Duty, Delay A→B , Delay A→B , area, cycle area	
Waveform Math	+, -, x, ÷, invert, FFT	
Waveform Storage	16 waveforms	
Lissajous	Full bandwidth	
Figure	±3 degrees	
Communication Interface	USB host, USB device available	
Frequency Counter	available	
Power Supply	100V - 240V AC, 50/60Hz, CAT II	
Power Consumption	< 15W	
Fuse	2A, T class, 250V	
Dimension (W x H x D)	301 x 152 x 70 mm	
Device Weight	1.10 kg	

Digital Multimeter

MDM-5500



- 55,000 counts, DC voltage accuracy up to 0.05%
- Up to 65 readings per second
- True RMS AC voltage / current measurement
- Data record function, you can record the measured data into internal memory, and then read and process the recorded data with your computer
- Dual line display supported
- SCPI support
- Using our powerful and easy to use interface, you can access, store, process and manage your data, by simply displaying your results in form of a table, a clear display

Standard RS-232C

MODEL	Measurement Range	Resolution	Accuracy ±(% of reading + % of range)
DC Voltage	50.000mV	0.001mV	0.1%+10
	500.00mV	0.01mV	0.05%+5
	5.0000V	0.0001V	0.05%+5
	50.000V	0.001V	0.05%+5
	500.00V	0.01V	0.1%+5
AC Voltage	500mV-750V	20Hz~45Hz	1% + 30
		45Hz~65Hz	0.5% + 30
		65Hz~1KHz	0.7% + 30
DC Current	500uA	0.01uA	0.15%+20
	5000uA	0.1uA	0.15%+10
	50mA	0.001mA	0.15%+20
	500mA	0.01mA	0.15%+10
	5A	0.0001A	0.5%+10
AC Current	500uA-500mA	/	0.5%+20
	5A-10A	/	1.5%+20
Resistance	500Ω	0.01Ω	0.15%+10
	5KΩ	0.0001KΩ	0.15%+5
	50KΩ	0.001KΩ	0.15%+5
	500KΩ	0.01KΩ	0.15%+5
	5MΩ	0.0001MΩ	0.3%+5
Frequency	50MΩ	0.001MΩ	1%+10
	10.000Hz-60MHz	/	±(0.2%+10)
Capacitance	50nF-500uF	/	2.5%+5
	5mF-50mF	/	5%+10
Diode	3.0000 V	0.0001V	/
Continuity	1000 Ω	0.1Ω	Adjustable threshold
Temperature		K type, PT100	
Max Display		55,000 counts	
Logging Duration		15ms-9999.999s	
Logging Length		1,000 points	
Display Screen		3.7- inch TFT LCD with resolution 480*320	
Dimensions (W×H×D)		235 x 88x 64 (mm)	
Device Weight		Approximately 0.45kg	

High Precision Multimeter

MDM-1065/1055



Standard RS-232 RS-485 USB Optional LAN GPIB

- Support SCPI remote control command, compatible with the mainstream multimeter command set in the market, standard PC control software
- Configuration ports: USB Device, USB Host, RS232/485, LAN (optional), GPIB (optional)

- 30 kS/s high-speed acquisition, conducive to capture transient signals
- Standard bar charts, histograms, trend charts, and statistics
- Dual display measurement function to display both voltage and frequency
- True RMS of AC voltage and true RMS of AC current are measured
- Various measuring functions: DC voltage, AC voltage, DC current, AC current, 2-wire resistance, 4-wire resistance, capacitor, diode, connectivity, frequency, period, temperature, current range up to 10A
- 4.3" 64K color TFT LCD screen
- The safety standard is CAT II 300 V

Series	Reading resolution	Max measurement speed	Memory	I/O interface	DCV basic accuracy
MDM-1065	6 1/2	30,000 readings/s	10,000 readings/s	USB, RS232/485 LAN, GPIB	35 PPM
MDM-1055	5 1/2	30,000 readings/s	10,000 readings/s	USB, RS232/485 LAN, GPIB	150 PPM

DC voltage						
MDM-1065			MDM-1055			
Range	Input impedance	resolution	Accuracy(oneyear)	resolution	Accuracy(oneyear)	
100 mV	10 MΩ or >10 GΩ	0.1uV	0.0050+0.0035	1uV	0.018+0.008	
1V	10 MΩ or >10 GΩ	1uV	0.0040+0.0007	10uV	0.015+0.005	
10V	10MΩ	10uV	0.0035+0.0005	100uV	0.015+0.005	
100V	10 MΩ	100uV	0.0045+0.0006	1mV	0.015+0.005	
1000V	10 MΩ	1mV	0.0045+0.0010	10mV	0.015+0.005	
Resistance						
MDM-1065			MDM-1055			
Range	Test current	resolution	Accuracy(oneyear)(TCAL±5°C)	resolution	Accuracy(oneyear)(TCAL±5°C)	
100Ω	1 mA	100μΩ	0.010+0.004	1mΩ	0.050+0.008	
1 KΩ	1 mA	1mΩ	0.010+0.001	10mΩ	0.050+0.008	
10 KΩ	100 μA	10mΩ		100mΩ	0.050+0.005	
100 KΩ	10μA	100mΩ		10	0.050+0.005	
1 MΩ	5μA	1Ω	0.040+0.001	10Ω	0.060+0.005	
10 MΩ	500 nA	10Ω		100	0.250+0.005	
100 MΩ	500 nA 10 MΩ	100Ω		1kΩ	2.000+0.005	
DC current						
MDM-1065			MDM-1055			
Range	Burden voltage	resolution	Accuracy(oneyear)(TCAL±5°C)	resolution	Accuracy(oneyear)(TCAL±5°C)	
100μA	<0.02V	1nA	0.050+0.025	10nA	0.050+0.015	
1 mA	<0.2V	1nA	0.050+0.006	10nA	0.050+0.007	
10 mA	<0.02V	10nA	0.050+0.020	0.1uA	0.050+0.015	
100 mA	<0.2V	0.1uA	0.050+0.005	1uA	0.050+0.007	
1A	<0.1V	1uA	0.100+0.010	10uA	0.100+0.015	
3A	<0.3V	1uA	0.200+0.020	10uA	0.250+0.007	
10A	<0.02V	10uA	0.120+0.010	0.1mA	0.250+0.007	
Conduction test						
MDM-1065			MDM-1055			
1KΩ	1 mA	—	Accuracy(oneyear)(TCAL±5°C) 0.010+0.030	0.100+0.100		
Diode						
MDM-1065			MDM-1055			
5V	1 mA	—	0.010+0.030	0.05+0.03		
Ac voltage						
MDM-1065			MDM-1055			
Frequency	Gear position	Accuracy(oneyear)(TCAL±5°C)		Frequency	Gear position	Accuracy(oneyear)(TCAL±5°C)
5 Hz-10Hz		0.35+0.03		20 Hz-45 Hz		1.00+0.10
10 Hz-20 KHz	100mV, 1V, 10V, 100V, 750V	0.06+0.03		45 Hz-10 KHz	100mV, 1V, 10V, 100V, 750V	0.20+0.10
20 KHz-50 KHz		0.12+0.05		10 KHz-30 KHz		1.50+0.30
50 KHz-100 KHz		0.60+0.08		30 KHz-100 KHz		3.00+0.30
100 KHz-300 KHz		4.00+0.50				
Ac current						
MDM-1065			MDM-1055			
Frequency	Gear position	Accuracy		Frequency	Gear position	Accuracy
3 Hz-5 KHz	100uA-10A	0.10+0.04		20 Hz-45Hz	100uA-10A	1.50+0.10
5 KHz-10 KHz		0.10+0.04		45 Hz-1 KHz		0.50+0.10
				1 KHz-10 KHz		2.00+0.20
Frequency						
MDM-1065			MDM-1055			
Gear position	resolution	Accuracy		Gear position	resolution	Accuracy
3Hz-10Hz	0.001 Hz,	0.1		20 Hz-300 KHz	0.001 Hz,	0.02+3
10 Hz-100 Hz	0.00001 KHz,	0.03			0.00001 KHz,	
100 Hz-1 KHz	0.0001 KHz,	0.01			0.0001 KHz,	
1 KHz-300 KHz	0.001 KHz,	0.01			0.001 KHz,	
Square wave		0.01			0.00001 MHz	
Capacitance						
MDM-1065			MDM-1055			
	Accuracy				Accuracy	
1.0000 nF	0.50+0.50			1.0000 nF	1+0.5	
10.000 nF	0.40+0.10			10.000 nF	1+0.5	
100.00 nF				100.00 nF	1+0.5	
1.0000μF						
10.000μF						
100.00μF						
Temperature						
MDM-1065			MDM-1055			
PT100	Probe accuracy+0.05°C			PT100(DIN/E)	Probe accuracy+0.05°C	
5 KΩ thermistor	Probe accuracy+0.1°C			5 KΩ thermistor	Probe accuracy+0.1°C	

*If GPIB is optional, the model will be renamed to MDM-1055G/1065G

Handheld Temperature Recorder

MTR -100 Series



Features

- 0.01 °C high resolution, ± 0.2 °C high precision
- Wide measurement range from -200 to 1820 °C
- 100ms high sampling speed
- Three display formats: list, curve, and bar chart
- Supports multiple types of thermocouple inputs: K J E T N S R B
- 10 channels can be connected to different types of thermocouples
- Can draw real-time display curves
- Supports 18W fast charging and continuously record for about 12h
- Industrial grade 5-inch IPS touch screen
- Super strong anti-interference ability
- Adopting 32-bit high-speed MCU data processing and 24 bit high-speed AD measurement chip



Model	MTR-100
Accuracy	Basic accuracy of measurement: ± 0.2°C + 2 words (without thermocouple error), compensation accuracy of cold end: 0.5°C
Resolution ratio	0.01 °C
Measuring range	-200~1820°C (according to the thermocouple separation range)
Support for the thermocouple type	K J E T N S R B
Sample rate	For 100ms per channel
Ambient condition	5~40°C, 20% ~ 80% RH (no condensation)
Quantity of documents	20s (cycle record)
File capacity	One file can record 200,000 groups (no number of channels)
Interrecord gap	1~300s can be set arbitrarily
Record often	Total duration of recording = recording interval of 46.29 days
Record query	Can only be query in computer software
Number of channels	10 channel
Power supply voltage	Dc 5V < 2W
Interchannel interval	Ac / dc 350V high voltage live measurement
Control output	Not
The alarm	Bezzet sound (any alarm, mute)
Communication interface	Standard configuration usb
Thermocouple	One 2-m k-type thermocouple per channel
Naked machine size	195.0mm×127.0mm×41.0mm
Net weight	About 1.5kg

Temperature Recorder

MTR-2000 Series



- Instrument second change U disk
- 32 channels can be displayed simultaneously
- A one-second interval can also record 97 days
- One click fast recording
- List, curve, histogram display
- Remote Firmware Upgrade
- Strong anti-jamming
- Record files are exported or deleted at any time
- Customize channel names and export EXCEL files
- Multistage alarm function, double relay output
- Using 8 different thermocouples at the same time

Standard USB RS-485

Features

- Hd 5 "IPS industrial LCD touch screen, high resolution 854X480, more clear display.
- Using 32-bit high-speed MCU data processing + 24-bit high-speed AD measurement chip, fast response speed, high precision, stable and reliable.
- Multi-interface display, file list, real-time list display, histogram display, real-time/record/analysis curve display, alarm list, system Settings, etc.
- Operation tips, humanized design, easy to understand and simple operation.
- Supports multiple sensor inputs:K J E T N S R B.
- Basic measurement accuracy :0.2°C+2 words (without sensor), cold end compensation accuracy: 0.5°C.
- Independent error correction per channel Y=KX+B.
- Each channel can be set to use different thermocouple types.
- You can customize the name of each channel and export the name to EXCEL.

- The voltage difference between channels can be as high as AC/DC 350V(higher voltage value can be customized), super anti-interference ability.
- Support a maximum of 64 recording files, each file 130,000 groups of data,1 to 9999 seconds interval arbitrary setting, the maximum recording time =97 days X interval.
- Record files can be selected to delete and export, USB flash drive or PC directly export EXCEL files.
- USB and RS485 communication ports are standard.
- Modular design, each module 8 channels, support a maximum of 64 channels, capacity expansion automatic identification.
- Multi-level alarm indicator, HH,H,L,LL alarm setting and alarm indicator, and has the function of historical alarm record.

Model	MTR-2000
Mode of display	5 "TFT true color LCD industrial touch screen 854*480 pixels
Form of display	Real-time list, curve (historical curve), bar chart, current alarm (historical alarm), file record list.
Query of records	The machine view record curve, historical alarm record, computer software analysis query.
Number of channels	Each module supports 8 channels and a maximum of 64 channels
Thermoelectric couple	K J E T N S R B
Basic accuracy	0.2°C+2 words (without thermocouple error)
Range of measurement	-200 ~ 1820°C(based on the thermocouple indexing range)
Cold end compensation	Accuracy :0.5°C
Resolution	0.1°C
correction	Independent error correction per channel Y=kx+b(x= measured value)
Number of files	64 (loop records)
File capacity	One file can record 130,000 groups (without distinguishing the number of channels).
Usb flash drive interface	Export record file, second change U disk function (instrument is U disk), directly view the files and software.
Recording Duration	The one-second recording interval can be consecutively recorded for 97 days.
Rate of sampling	Each channel fast :0.1S, slow: 1S
Isolation between channels	Ac/DC up to 350V, high voltage live measurement, super anti-interference ability
Control output	Two sets of independent relay outputs are (H/L) and (HH/LL) relaysvv
Alarm sound	All the buzzer sounds (any alarm sounds, can be muted)
Interval of recording	1 to 9999 seconds for any setting
Communication interface	USB and RS485 ports are standard
Power supply power	AC85-265V±10%, frequency 50Hz/60Hz <10W
Thermoelectric couple	Each channel is equipped with a 2 m K thermocouple
Size	Width 220X deep 293X height (including feet)106mm, the size is about the size of A4 paper
Weight	About 3Kg(configuration varies)
Environmental Conditions	5 ~ 40°C,20% ~ 80%RH(no condensation)

Oscilloscope Probe

Essentially, an oscilloscope probe establishes a physical and electrical connection between a test point or source and an oscilloscope; in fact, an oscilloscope probe is a type of device or network that connects a signal source to an oscilloscope input, There are three key issues with the degree of connectivity: physical connectivity, impact on circuit operation, and signal transmission.

◆ General Oscilloscope Probe IP-100/200/1110/2210/2220/2230



Model	IP-100	IP-200	IP-1110	IP-1120	IP-2210	IP-2220	IP-2230
Bandwidth	DC-100MHz	DC-200MHz	DC-100MHz	DC-200MHz	DC-100MHz	DC-200MHz	DC-300MHz
Attenuation	X1 / X10						
Input resistance	About 1MΩ for X1 and about 10MΩ for X10						
Input capacitance	About 105pF for X1 and about 15pF for X10	About 95pF for X1 and about 13pF for X10		About 95pF for X1 and about 12pF for X10			
Maximum output Voltage	X1 150V DC +Peak AC X10 300Vrms						
Compensation range	10-20pF	10-25pF	10-30pF				
Test line length	About 1.2m						
Operating environment	0-50°C 0-80%RH						

◆ P6139 Series Oscilloscope Probe P-6139/P6139A/P6139B



- Miniature probe tip: easier to connect into tested circuit
- Frequency width DC-500MHz
- P6139B With automatic identification function
- Parts combination : more flexible usage , adapt to more test occasions

Model	P-6139	P-6139A	P-6139B
Bandwidth	500MHz	500MHz	500MHz
Attenuation	10X / 1X	10X	10X
Rise Time	<700Ps	<700Ps	<700Ps
Maxinput Voltage	300VCATII	300VCATII	300VCATII
Input Resistance	10MΩ/1MΩ	10MΩ	10MΩ
Input Capacitance	11pF/95pF	9pF	9pF
Auto-ID	No	No	Yes
Cable Length(meter)	1.4m		

◆ Oscilloscope High Voltage Probe

IP-2100/P3100/IP3100/P5100A

- Frequency width DC-250MHz
- Automatically identification function
- Voltage withstand as high as 3000Vpk
- High precision accuracy < 1%



Model	IP-2100	P-3100	IP-3100	P-5100A	P-5300A
Bandwidth	100MHz	100MHz	250MHz	250MHz	300MHz
Attenuation	100X	100X	100X	100X	100X
Rise Time	< 3.50ns	< 3.50ns	< 1.4ns	< 1.4ns	< 1.4ns
Maxinput Voltage	2000Vpk	2000Vpk	2000Vpk	3000Vpk	3000Vpk
Input Resistance	100MΩ	100MΩ	100MΩ	100MΩ	100MΩ
Input Capacitance	12pF	10pF	10pF	3pF	3pF
Cable Length(meter)	1.2m	1.2m	1.2m	2m	2m
Operating environment	0-50°C 0-80%RH				

◆ Differential Probe

P-5205A/5210A

- Separate design
- Adopt large scale integrated circuit , SMT process , with better reliability and stability
- 4MΩ high resistance
- Super high speed test probe , rising time can reach to 3.5ns



Model	P-5205A	P-5210A
Bandwidth	50MHz	100MHz
Attenuation	500X / 50X	500X / 50X
Rise Time	< 7ns	< 3.50ns
Differential voltage	+/-1300V(500X)	+/-1300V(500X)
Common mode voltage	1000VRms	1000VRms
Input resistance	8MΩ/4MΩ	8MΩ/4MΩ
Input capacitance	7pF	7pF
Common mode dump ratio	DC: > -80 dB 100 kHz : > -60dB 3.2 MHz:-40dB 100 MHz : -30dB	DC: > -80 dB 100 kHz : > -60dB 3.2 MHz:-40dB 100 MHz : -30dB

Optional Accessories



LCR-001

SMD Four-terminal test cable



LCR-002

SMD Four-terminal test cable




LCR-003

SMD Test pliers



LCR-004

SMD Test box



LCR-006

Four-terminal test box



IOM002

Ohmmeter Test pen



LCR-101

Gold plated short circuit



LCR-102

Gold plated short circuit



MTR-08

Temperature module



MTL-309

Power supply test lead



MEL-300

RS-232 cable